



Teva Economic Impact Report

July 2021



Table of Contents

2		About This Report
3		Letter from Alex Brill, CEO of Matrix Global Advisors
4		Teva's Global Impact
8		COVID-19 Response
13		Investment in Biosimilars
18		Teva North America
20		United States
26		State Analyses
38		Canada
41		Teva Europe
44		Bulgaria
47		France
50		Germany
53		Netherlands
56		Poland
59		Spain
62		Sweden
65		Switzerland
68		United Kingdom
71		Teva International Markets
71		Chile
74		India
76		Israel
80		Ukraine
83		Methodology

About This Report

Teva Pharmaceutical Industries Ltd. develops, manufactures, and delivers innovative specialty medicines and quality, affordable generics for millions of people across the globe, saving patients and healthcare systems billions of dollars every year. The company's operations, including research and development and manufacturing, result in high-quality jobs, tax revenues, and economic output around the world.

Based on independent analyses conducted by Matrix Global Advisors (MGA), this report highlights Teva's wide-ranging economic benefits and quantifies Teva's direct and indirect economic impact in terms of jobs, labor income, economic output, and generic drug savings. MGA uses IMPLAN models of specific countries to show how Teva's and Teva employees' expenditures ripple through economies around the world.

This report examines 15 key countries where Teva operates. The report was funded by Teva and conducted using Teva and industry data. Teva had no role in the design, methodology, determination, or interpretation of the results.



About Teva

Teva Pharmaceutical Industries Ltd. is the world's leading provider of generic medicines, offering quality medicines and treatments to patients. Teva also has a growing portfolio of innovative specialty, or branded, medicines and biopharmaceutical products, with a promising pipeline focused on medicines for central nervous system disorders, oncology, and respiratory diseases. Teva's mission is to be a global leader in generics and biopharmaceuticals, improving the lives of patients. The company has 3,000 products in its portfolio and serves 200 million people around the world each day.



About Matrix Global Advisors (MGA)

MGA is an economic policy consulting firm in Washington, DC, specializing in fiscal, healthcare, and tax policy matters. MGA helps *Fortune* 500 companies, trade associations, healthcare providers, investment banks, and others understand and convey the economics of policy issues.

About the IMPLAN Model

IMPLAN's regional input-output models are widely used across government, academia, nonprofit, and corporate settings. Drawing on publicly available historical economic data, the models project economic indicators (e.g., production and employment levels) by industry. Teva's actual payroll and operating expenses data serve as inputs to the IMPLAN model, allowing MGA to capture Teva's positive economic impact. For more on methodology, see [page 83](#) of this report.

Letter from Alex Brill, CEO of Matrix Global Advisors



2020 will not be a year easily forgotten. The massive global toll of the coronavirus on public health and the dramatic and intense economic shock have permanently altered our economies and our communities. At the same time, we have witnessed a powerful, dedicated, and effective response by the healthcare community. Doctors and nurses on the front line treating patients, scientists and engineers developing vaccines in record time, and a robust supply chain ensuring that medicines were available for those who need them. A key contributor to these efforts globally is Teva Pharmaceuticals, one of the largest generic drug manufacturers in the world.

Teva employs approximately 40,000 workers in 60 countries around the world and had net revenues of \$16.7 billion in 2020. Teva provides medicines to 200 million patients around the globe. These facts are impressive by themselves, but they only begin to tell the story of the role Teva plays.

I am pleased to provide the Teva Economic Impact Report, which details the broader role Teva played in the economies and communities of the following 15 countries: Bulgaria, Canada, Chile, France, Germany, India, Israel, the Netherlands, Poland, Spain, Sweden, Switzerland, Ukraine, the United Kingdom, and the United States.

For example, in the United States, Teva employed more than 6,100 workers in 2020 directly, but the wages paid and the goods and services purchased by Teva supported nearly 51,000 additional US workers. Overall, Teva's contribution to the US economy in 2020 was \$15.7 billion. Across the nine European countries analyzed in this report, Teva supported, directly and indirectly, nearly 105,000 jobs.

But Teva's economic impact is not just as an employer and job creator. As one of the largest manufacturers of affordable generic medicines, Teva saves patients and payers billions of dollars each year in lower prescription-drug costs. For example, in the United States, Teva's generic medicines saved roughly \$375 billion over the last decade. In the 14 countries in this report in which Teva markets generic medicines, Teva is responsible for annual savings of roughly \$43 billion.

This report also highlights Teva's emerging role in the next frontier of pharmaceutical competition: biosimilars, highly similar versions of innovative biologic drugs that are, like generics, approved through an abbreviated regulatory pathway. Teva's existing biosimilars in North America are already generating significant savings for payers, and Teva has many more products in the development pipeline.

Finally, this report tells of how Teva remained a stabilizing force in the pharmaceutical supply chain through the pandemic as well as a stable employer who safeguarded its workers' health and well-being in addition to their income.

I hope that policy makers, other industry stakeholders, and anyone interested in Teva finds this report useful and informative.

Regards,

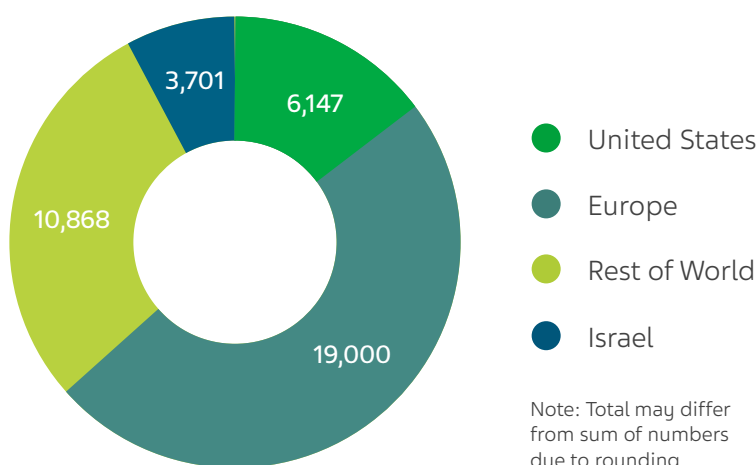
Alex Brill
CEO, Matrix Global Advisors

Overview: Teva's Global Impact

Teva is the leading provider of generic medicines in the world, with a portfolio that also includes specialty and biopharmaceutical medicines, over-the-counter products, and active pharmaceutical ingredients (APIs). In 2020, Teva sold 85 billion tablets and capsules and 785 million sterile units. Teva's workforce in 2020 consisted of 39,717 full-time-equivalent employees (FTEs) across 60 countries (see Figure 1). Of these, 12 countries had more than 1,000 FTEs and more than 30 countries had more than 150 FTEs.




Figure 1. Teva's Workforce in 2020 (Full-Time-Equivalent Employees)



Manufacturing sites in Bulgaria, Croatia, the Czech Republic, Germany, Hungary, India, Israel, Poland, and Spain make up the majority of Teva's production capacity. Teva's API facilities include centers in Croatia, Czech Republic, Hungary, India, and Israel.

Teva's research and development (R&D) activities span the breadth of its business, including generic medicines (e.g., finished goods and APIs), specialty pharmaceuticals, biopharmaceuticals, and over-the-counter medicines. In 2020, Teva spent nearly \$1 billion on R&D activities, had more than 1,160 generic products in its pipeline, and received approval for 800 new generic medicines and 100 new specialty medicines.

In 2020, Teva:

 Sold **85B** tablets and capsules and **785M** sterile units

 Employed **39,717** full-time-equivalent employees across **60** countries

 Invested **\$1B** in R&D

 Had more than **1,160** generic products in its pipeline

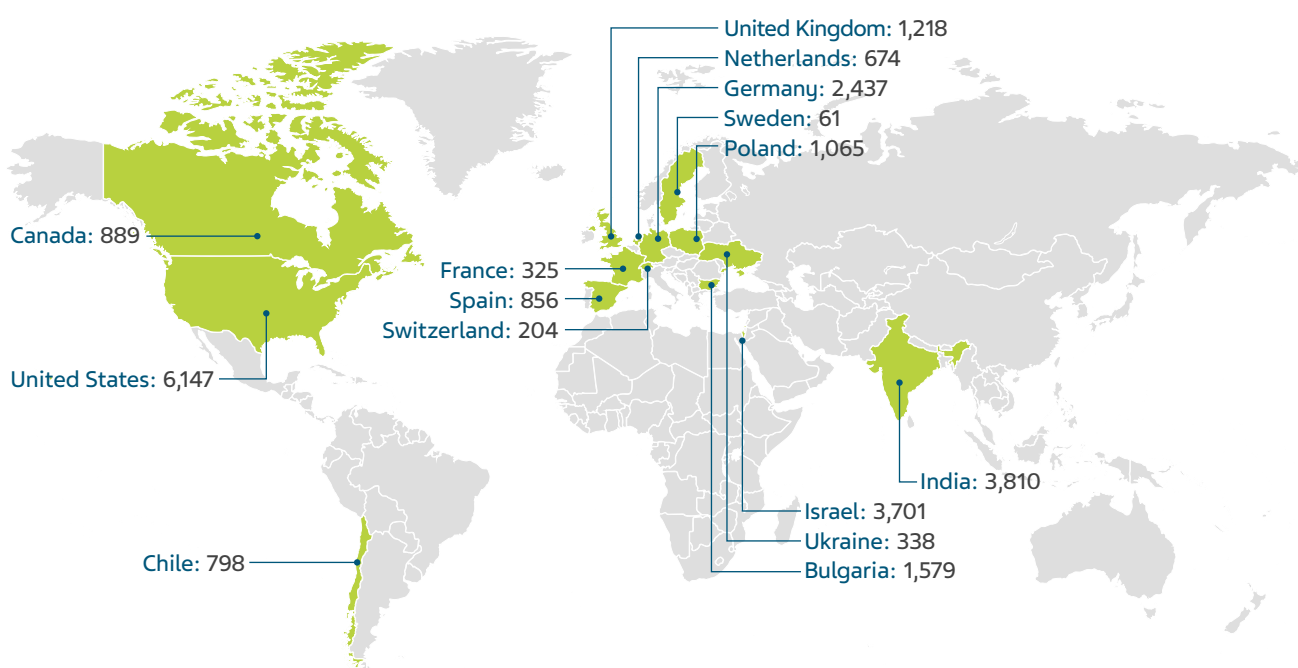
 Received marketing authorizations for **800** new generic medicines and **100** new specialty medicines

Positively Impacting Economies Around the World

As an employer and a manufacturer, Teva creates jobs and contributes to economies in which it operates. Beyond payrolls and other direct expenditures, Teva's spending initiates a series of income creation, spending, and re-spending that supports other jobs and contributes to additional economic output.

The 15 countries in this report comprise **60% of Teva's total global workforce** and **75% of revenues** in 2020

Figure 2. Teva Full-Time-Equivalent Employees in Select Countries in 2020

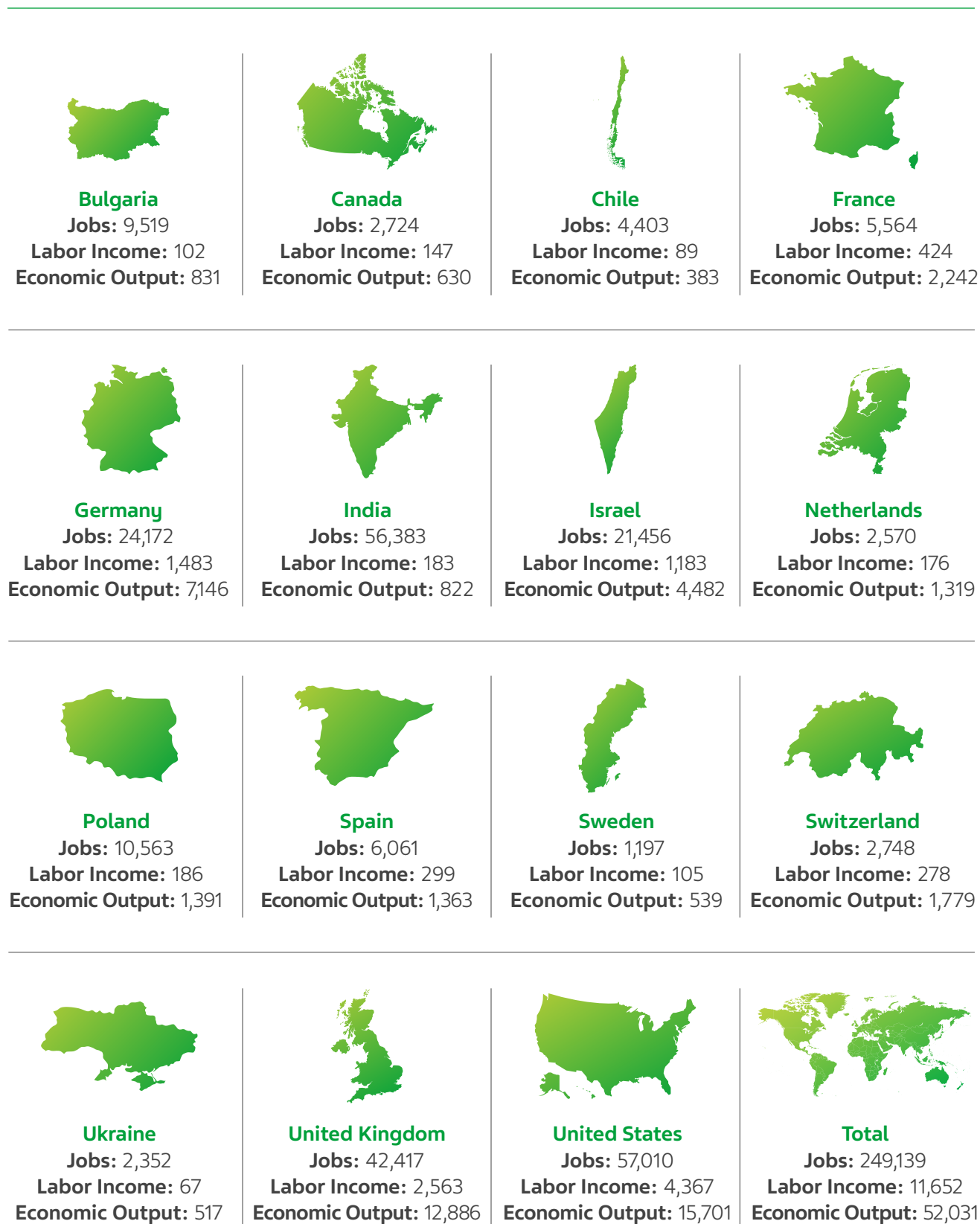


This report, from Matrix Global Advisors (MGA), highlights Teva's impact on economies in 15 of the 60 countries in which Teva operates. These 15 countries comprise 60 percent of Teva's total global workforce and 75 percent of revenues in 2020. Figure 2 highlights the number of Teva FTEs in these 15 countries.

MGA's detailed impact analysis estimates that, in 2020, Teva's local purchases and payroll supported more than 249,000 jobs across these 15 countries, contributed \$52 billion to economic output, and generated \$11.7 billion in labor income.¹ Figure 3 summarizes Teva's contribution to employment, economic output, and labor income.

¹See the appendix to this report for the methodology used for this analysis.

Figure 3. Teva's 2020 Economic Impact in Select Countries (Labor Income and Economic Output in \$ Millions)



Driving Savings and Access with Generic Medicines

As a leading provider of generic medicines globally and a top three provider in many countries, Teva brings savings to healthcare systems around the world through its generic medicines. According to an analysis by MGA, Teva's generic savings in 14 select countries totaled \$43.1 billion in 2020 (see Table 1).¹

Table 1. Teva's 2020 Generic Drug Savings in Select Countries

Country	Teva Generic Savings (\$ Millions)
Bulgaria	25
Canada	3,000
Chile	1,200
France	421
Germany	3,100
Israel	434
Netherlands	1,100
Poland	112
Spain	239
Sweden	200
Switzerland	193
Ukraine	101
United Kingdom	4,300
United States	28,800
Total	43,100

Making a Positive Social Impact

In addition to its economic impact, Teva promotes health and increases access to treatment for patients. Teva supports communities, patients, and caregivers around the world through monetary and product donations, employee volunteering, programs, and partnerships.

In 2020, Teva:



Donated \$571M worth of medicines to patients in need, including \$30M to address COVID-19 needs



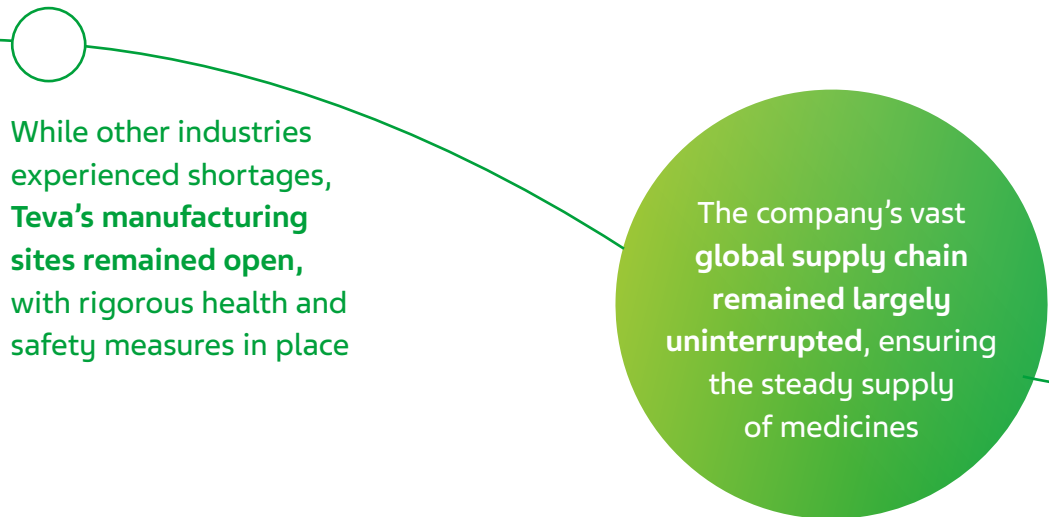
Received the EcoVadis Silver Medal, for the second consecutive year, for responsible conduct in environment, labor and human rights practices, ethics, and sustainable procurement

¹See the appendix to this report for the methodology used for this analysis.

Teva's Leadership Role in Responding to the Coronavirus Pandemic

When the COVID-19 pandemic struck in early 2020, it left healthcare systems and economies reeling. As a global employer and supplier of medicines and the world's leading provider of active pharmaceutical ingredients (APIs), Teva played a vital role in providing consistency in the supply of drugs and stability for employees and suppliers.

Because of Teva's leadership, patients received critical medicines on time—Teva's many vital medicines that people have long relied on as well as medicines to treat COVID-19.



While other industries experienced shortages, **Teva's manufacturing sites remained open**, with rigorous health and safety measures in place

The company's vast global supply chain remained largely uninterrupted, ensuring the steady supply of medicines

In addition, while many companies were forced to lay off workers and economies around the world contracted, Teva had no pandemic-related layoffs and ensured the safety of essential employees who continued working on-site throughout the pandemic. Teva's long-term positive relationships with governments and other local and international stakeholders facilitated partnerships and cooperation in pandemic response efforts.

In addition, as this report demonstrates, Teva continued to have a substantial economic impact during the pandemic. In 2020, Teva's local purchases and payroll supported 249,000 jobs, \$52 billion in economic output, and \$11.7 billion in labor income across 15 of the countries in which Teva operates.¹ And Teva continued to provide value to healthcare systems with its generic medicines. As this report highlights, Teva's generic medicines saved healthcare systems in 14 countries \$43.1 billion in 2020.¹

¹See the appendix to this report for the methodology used for this analysis.

Teva's Consistent Supply of Medicines

As a leading producer of generic medicines globally, with one of the largest and most complex supply chains in the world, Teva was uniquely positioned to respond to the coronavirus pandemic when it struck in 2020. Teva already had measures in place to maintain reliable, continuous supply and safe transport of medicines to its customers, and this preparation proved vital.

In Europe, when national borders were closing, impacting the free movement of goods, Teva successfully advocated for the establishment of "Green Lanes" at border controls to keep medicines moving

On a daily basis, nearly 200 million patients around the world take a Teva medicine. As the pandemic broke out globally, Teva committed to keeping its manufacturing sites open and, for the most part, avoided disturbances to supply, ensuring that people had access to the medicines they needed.

In addition to maintaining supply of its existing portfolio during the pandemic, Teva continued its work developing innovative medicines, including launching the Digihaler™ family of inhaler products in the United States in 2020.

Teva Generics Used to Combat COVID-19

Generic medicines were immediately useful in treating patients with COVID-19. As Sally Choe, director of the Office of Generic Drugs at the US Food and Drug Administration, [described](#), "Generic medicines, such as intravenous drugs for patients placed on ventilators and steroids that helped reduce COVID-19 deaths, were used to help fight the effects of the virus on patients."

As one of the world's largest producers of generic drugs, Teva was essential in meeting demand for these products, and providing them at low cost. Teva generics in demand for COVID-19 patients include antibiotics and corticosteroids.

At a high-tech manufacturing facility in the UK, Teva modified a sodium chloride saline solution, originally for an inhaler device, so that it could be used as part of mass COVID-19 testing.

With the development of COVID-19 vaccines, Teva's generic epinephrine auto-injector has been available for the emergency treatment of severe allergic reactions.

On top of this, Teva's generic medicines continued to bring savings and increase access to drugs. In 2020 alone, Teva's generic medicines saved healthcare systems in 14 countries \$43.1 billion.¹

¹See the appendix to this report for the methodology used for this analysis.

Teva Donations Helped Those in Need

In addition to maintaining the supply of its portfolio of medicines, Teva donated thousands of doses of medicines, personal protective equipment (PPE), medical equipment, and disinfectant. For example, Teva donated medicines to hospitals in the Netherlands for the treatment of COVID-19 patients and more than 100,000 pots of Sudocrem® to frontline healthcare workers in the UK to alleviate soreness caused by masks and PPE. Teva donated 13,000 packs of PPE to healthcare providers and pharmacists in Poland and 7,000 gowns, 15,000 masks, and 20,000 gloves to hospitals in Spain.

Teva employees also donated money and time to COVID-19 relief efforts. For example, in India, many daily wage earners, suddenly jobless, had to leave cities and return to their villages on foot. Teva employees at the Gajraula and Malanpur Teva api sites took it upon themselves to prepare 500 packets of food and water bottles and get special approval from local authorities to distribute the provisions to the travelers.

Teva's Efforts to Protect Its Employees

In addition to the death toll and health impact, the pandemic crippled economies around the world, forcing many companies to close or lay off workers. Teva had no pandemic-related layoffs, regardless of employee location or profession. And for on-site employees, safety and well-being have been the utmost priority. All sites adhered to social distancing and adopted the highest safety measures, with PPE and hygiene recommendations. Wherever possible, Teva gave employees flexibility with work arrangements and instituted virtual working solutions and new ways of working.

For example, Teva's site in West Chester, Pennsylvania, immediately made many modifications to pre-pandemic operations. The West Chester site, which focuses on the research and development of innovative biologic medicines and biosimilars, includes laboratories where preclinical testing is conducted to ensure the safety and effectiveness of new drug candidates. The site also houses a biologics manufacturing facility to produce clinical supplies.

The Teva Heroes campaign recognized Teva employees who ensured that patient-critical work continued without material disruption and **patients continued to receive their medicines**

In the midst of a global shortage of disinfectants, **Teva created, registered, and produced its own disinfectant**, which it distributed for employees' use in Bulgaria, Croatia, the Czech Republic, and Hungary. Teva also donated its sanitizer to healthcare workers and first responders

At the outset of the pandemic, Teva's West Chester employees were categorized into job types and exposure potentials. Teva developed a risk ranking for each employee/activity type and deployed mitigations based on that assessment. For employees working on-site, temperature screenings, face masks, social distancing, and workspace barriers were required. Of particular concern was exposure potential for laboratory-based employees working with patient trial samples. To protect these employees, Teva provided N95 respirators and required the use of biological safety cabinets for open handling of samples. To date, the West Chester site has not had a single documented case of COVID-19 transmission occurring at the site.

Teva's Cooperation with Governments and Stakeholders

Around the world, governments and stakeholders knew from experience that they could count on Teva, and Teva led proactive efforts to respond to the pandemic.



In Europe, Teva commissioned a survey from [Savanta ComRes](#) to better understand the views of key health-sector stakeholders (patients, pharmacists, hospitals, physicians, and wholesalers) across key markets in the European Union (EU) on government and pharmaceutical-sector responses to the pandemic. The results of the survey showed a high level of convergence in stakeholders' views on the management of the COVID-19 pandemic, confirming some of Teva's campaigns and policy orientations and reinforcing the importance of working collaboratively in the future in the context of health crises and beyond. Teva also participated in a joint initiative with EU policy makers, regulators, and industry to avoid shortages in intensive care unit (ICU) medicines.



In Chile, because of the crucial role Teva played in supplying essential medicines to the public during several international restrictions, the head of Chile's Medicines Procurement Agency visited Teva's manufacturing facility to publicly thank Teva employees for their commitment and support.



In March, Teva api received a call from the Belgian government requesting anesthetic products. Within 72 hours, a solution was provided—two products from Teva api's portfolio were dispatched from Teva api's Mexico and Italy sites to the pharma companies in Belgium who were going to produce the final product.



Another request came from the government of Spain for a muscle relaxant for ICU patients. Teva api's Italy site, where this product is produced, was able to dispatch the product to Spain in two weeks instead of the usual three to four months.



One of the best examples of Teva's cooperation is in Israel, where Teva was a strategic partner in the highly successful distribution of the COVID-19 vaccine developed by Pfizer.

Spotlight on Israel: Teva's Role in Distributing the COVID-19 Vaccine

Israel has been held up around the world as a **model of success for COVID-19 vaccine distribution and administration**

In addition to other attributes and decisions that led to the Israeli success, one important piece was Teva being selected at the Ministry of Health public tender to **exclusively distribute the Pfizer vaccine in Israel**

SLE, Teva's logistics subsidiary in Israel, has long specialized in logistics for pharmaceuticals. This was important for the handling and mass distribution of vaccines, especially the Pfizer vaccine, which needed to be kept in extreme temperatures ranging between -80°C and -60°C (-112°F to -76°F).

Anticipating vaccine deliveries, SLE began diligently preparing—learning the characteristics of the product, establishing working protocols and standard operating procedures, and setting up infrastructure. Ultracold freezers are uncommon, and they were suddenly needed on a national scale. This meant that SLE needed to not only obtain the necessary number of freezers, but also validate specs and ensure redundancy in the case of freezer failure.

Crucial to preparing for the vaccine launch was Teva's commitment to partnering with others: with Pfizer, but also with Israel's Ministry of Health and with health management organizations. The trust that Teva had established with these partners over many years was vital for the smooth rollout of the vaccine. In addition, SLE's logistic innovations expanded the reach of the rollout to hundreds of end points, including some with very few prospective vaccinated people, allowing for a speedy rollout, the maximizing of doses, and the reduction of waste/attrition to a minimum. Within four months, 54 percent of Israel's total population, and 88 percent of those 50 and above, had received both doses of the vaccine.

Teva's Investment in Biosimilars

Biologic drugs are complex medicines made from living cells or organisms. They can deliver treatment targeted to specific diseases and patient characteristics. But due to their costly development and high value, branded biologic medicines can be expensive. The growth of this segment of the pharmaceutical market has pushed up total drug spending across many markets. Biosimilars are typically less costly than branded biologics and represent an enormous opportunity to improve access to critical therapies and bring vital savings to patients and the healthcare system.

With a portfolio that includes originator biologics and biosimilars, Teva is committed to providing both innovative and biosimilar drug treatments. For Teva, biosimilars represent a strategic focus in the coming years. This focus combines Teva's strength in generics with its knowledge of specialty medicines and its commitment to helping patients afford complex medicines.

Biosimilars' Potential

Biologics treat many life-threatening and chronic diseases, from numerous types of cancer to rheumatoid arthritis to age-related macular degeneration. Globally, the biologics market is \$320 billion, representing nearly a third of the global pharmaceutical market, and innovative biologics are driving growth in overall drug spending.¹

The European Union (EU) led the world 15 years ago in establishing a regulatory pathway for biosimilars to enter the market and compete with innovative biologics. The United States and Canada followed suit in 2010 with their own regulatory pathways for biosimilars, facilitating competition in their biologic markets and more affordable options for patients.

Europe

The European Medicines Agency approved the first EU biosimilar, Omnitrope[®] (somatropin), in 2006. To date, 69 biosimilars are approved in the EU.² Biologics represent 40 percent of the pharmaceutical market in Europe (by value).¹ Looking at products in Europe with biosimilar competition, biosimilars comprise 14 percent of the market by value and also bring competitive pressure to the remaining share of that market.¹ In the last decade, biosimilar use in Europe has totaled more than 2 billion patient treatment days.³

¹IQVIA Institute for Human Data Science, *Spotlight on Biosimilars*, June 2021.

²Generics and Biosimilars Initiative, "Biosimilars Approved in Europe," February 12, 2021, www.gabionline.net/Biosimilars/General/Biosimilars-approved-in-Europe.

³Medicines for Europe.

United States

In the United States, biologics (excluding non-recombinant products) comprise 35 percent of drug spending, or \$175 billion in 2019.⁴ Spending on biologics is growing at more than nine times the rate of traditional small-molecule drug spending, but less than 25 percent of the biologics market faces biosimilar competition.⁴ Some US patients struggle to afford their medicines and the US health system needs the potential savings biosimilars can bring to contain the pressure on overall drug spending and rising insurance premiums.

After a US biosimilars pathway was created in 2010, several years passed before the Food and Drug Administration (FDA) issued the necessary guidance for manufacturers. Now, the US biosimilars market is starting to take off. Of the 29 FDA-approved biosimilars, 13 were approved between January 2019 and December 2020. Eighteen biosimilars have now entered the US market, competing with seven reference biologics. For some biologic medicines, demand has increased after biosimilar entry, indicating that more affordable biosimilars are increasing patient access.

In the five years after the first US biosimilar came to market (2015–2019), US biosimilar savings totaled an estimated \$19 billion.⁴ As the US biosimilars market becomes more robust, savings are expected to grow rapidly. Biosimilar savings in the second five years (2020–2024) are expected to be more than five times the savings from the first five years, surpassing \$100 billion (see Figure 1).⁴

Since launch, most US biosimilars have gained significant market share, particularly the three most recent biosimilars to market: bevacizumab, rituximab, and trastuzumab (see Figure 2).

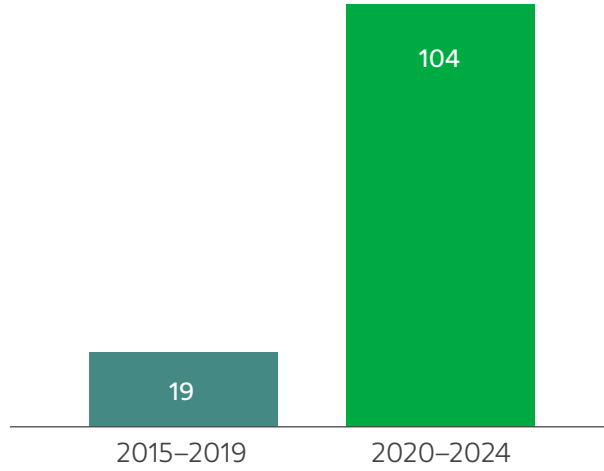
Spending on biologics is growing at **more than nine times** the rate of traditional small-molecule drug spending, but **less than 25%** of the biologics market faces biosimilar competition

For some biologic medicines, **demand has increased** after biosimilar entry, indicating that more affordable biosimilars are increasing patient access

Biosimilar savings in the second five years (2020–2024) are expected to be **more than five times** the savings from the first five years, surpassing \$100B

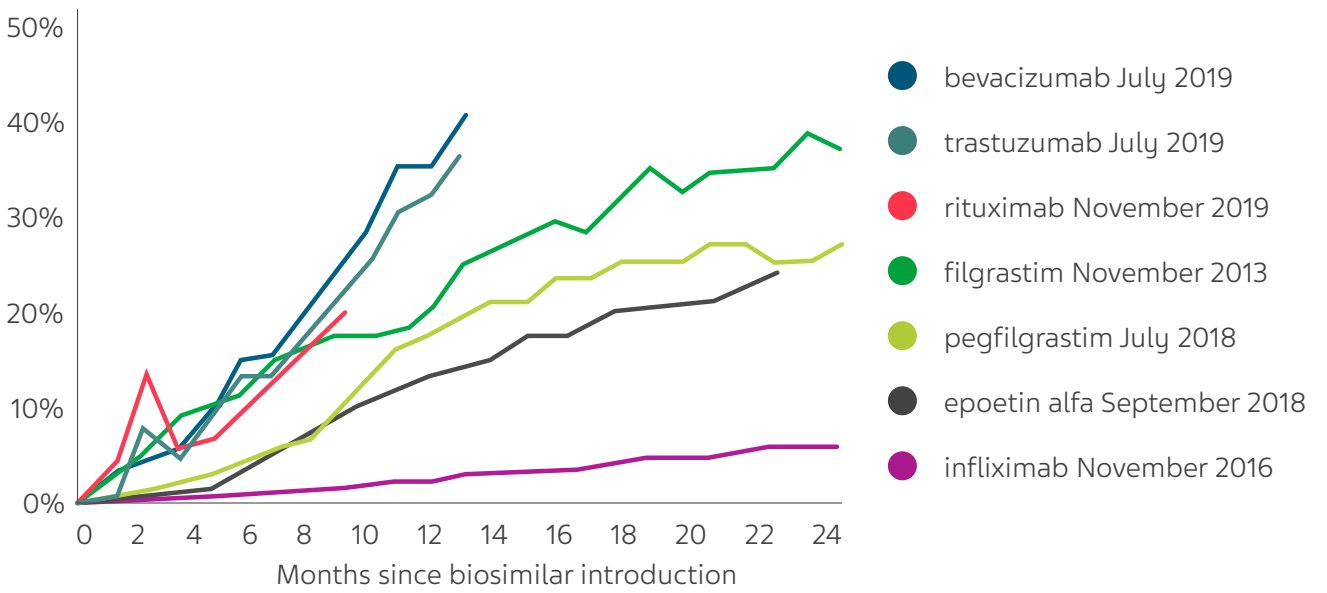
⁴IQVIA Institute for Human Data Science, *Biosimilars in the United States 2020–2024*, October 2020.

Figure 1. Biosimilar Savings in the US (\$ Billions)



Source: IQVIA Institute for Human Data Science, *Biosimilars in the United States 2020-2024*, October 2020.

Figure 2. Biosimilar Market Share After Launch



Source: IQVIA Institute for Human Data Science, *Biosimilars in the United States 2020-2024*, October 2020.

Canada

In Canada, as in the United States, an abbreviated approval pathway for biosimilars was established in 2010. To date, 35 biosimilars have been approved in Canada. A recent analysis by the Patented Medicine Prices Review Board finds that four biosimilars in Canada (etanercept, filgrastim, infliximab, and insulin glargine) saved an estimated C\$93.9 million (\$70 million) in 2018, and savings are expected to rise to at least C\$293.9 million (\$219.1 million) in 2021.⁵ Six newer biosimilars (bevacizumab, insulin lispro, pegfilgrastim, ranibizumab, rituximab, and trastuzumab) are expected to save at least C\$222 million (\$165.5 million) in 2023.⁵

Four biosimilars in Canada saved an estimated C\$93.9M (\$70M) in 2018, and savings are expected to rise to at least C\$293.9M (\$219.1M) in 2021

Six newer biosimilars are expected to save at least C\$222M (\$165.5M) in 2023

Teva's Biosimilars in the Market

In Europe, Teva has marketed the biosimilar Tevagrastim[®], a competitor to Neupogen[®] (filgrastim), since 2008.

In Canada and the United States, Teva markets two biosimilars:

- **HERZUMA[®]** (trastuzumab-pkrb) is a biosimilar to reference drug Herceptin[®]. In 2020, Herceptin[®] had global sales of \$4 billion. Teva's HERZUMA[®] launched in the United States in 2020 and in Canada in 2019.
- **TRUXIMA[®]** (rituximab-abbs) is a biosimilar to reference drug Rituxan[®]. In 2020, Rituxan[®] had global sales of \$4.2 billion. Teva's TRUXIMA[®] launched in the United States and Canada in 2019.

In addition, Teva launched Granix[®] (marketed in Europe as Tevagrastim[®]) in the United States in 2013. While Tevagrastim[®] was approved through the European biosimilars pathway, Granix[®] was approved under a traditional Biologics License Application in the United States.

⁵Patented Medicine Prices Review Board, *Biologics in Canada Part 2: Biosimilar Savings, 2018*, May 2020.

TRUXIMA® Savings in the United States

Following the US launch of TRUXIMA® in 2019, Teva's biosimilar achieved 24 percent of the rituximab market by the end of 2020. Based on pricing and market share data in the fourth quarter of 2020, annualized US savings from TRUXIMA® are estimated to be \$288 million—that is, 46 percent of the US savings attributable to biosimilars of Rituxan®.⁶

Teva's Commitment to Biosimilars

Teva has more than 10 biosimilars approved or in development either in-house or with partners. In August 2020, Teva announced that it would partner with the biopharmaceutical company Alvotech to commercialize five biosimilar candidates in the United States. Teva is investing more than €500 million (\$571 million) in its state-of-the-art biopharmaceutical plant in Ulm, Germany, to become the hub of Teva's biotech activities.

Teva is committed to ensuring the development of a sustainable biosimilars market by pursuing a balanced market-based system for biosimilars; a science-based and optimized regulatory framework; increased awareness and trust in biosimilars among patients, healthcare providers, and other stakeholders; and policies that do not hinder competition but incentivize the use of more affordable options. Teva's current biosimilars pipeline and its dedication to producing biosimilars has the potential to bring savings and increase access for patients to these important therapeutic options.



Annualized US savings from TRUXIMA® are estimated to be **\$288M—**
46% of the US savings attributable to biosimilars of Rituxan®

Teva's current biosimilars pipeline and its dedication to producing biosimilars has the potential to **bring savings and increase access for patients** to these important therapeutic options

⁶ Matrix Global Advisors derived this estimate using IQVIA MIDAS quarterly audit data for Rituxan® and rituximab biosimilars in the fourth quarter of 2020 and annualizing results.

Overview: Teva's Impact in the United States

In the United States, Teva's workforce consisted of more than 6,100 full-time-equivalent employees in 2020. Teva produces 11 billion medicine doses annually at 11 manufacturing sites and conducts R&D to develop complex biologic medicines, including biosimilars. Teva is a leading generic medicine company in the United States, and also produces specialty and over-the-counter medicines.



Teva operates in 11 states and Puerto Rico. Six of these states—California, Florida, New Jersey, Ohio, Pennsylvania, and Utah—are highlighted in this report. The other five states are Massachusetts, Mississippi, Missouri, New York, and Virginia.

Teva's economic activity in 2020 supported:



57,000+
jobs



\$15.7B
in economic output



\$4.4B
in labor income

Positively Impacting the US Economy

As an employer and a manufacturer, Teva creates jobs and contributes to economies in which it operates. Beyond payrolls and other direct expenditures, Teva's spending initiates a series of income creation, spending, and re-spending that support other jobs and contribute to additional economic output.

Findings from a detailed impact analysis by Matrix Global Advisors indicate that, in 2020, Teva's US purchases and payroll supported more than 57,000 full-time jobs across a spectrum of industries, contributed \$15.7 billion to economic output, and generated \$4.4 billion in labor income (a measure of aggregate worker wages).

Driving Savings and Access with Generic Medicines and Biosimilars

Generic drugs provide significant savings to the US healthcare system. As a longtime leading generic drug company in the United States, Teva's generic medicines saved the US healthcare system an estimated \$374.6 billion over the last decade. In 2020, Teva was responsible for an estimated \$28.8 billion in US generic savings.

Biosimilars, which are less-costly versions of branded biologic drugs, are a relatively new market in the United States. Teva's first biosimilar, TRUXIMA®, launched in 2019 and already generated an estimated \$288 million in savings to the US healthcare system on an annualized basis.¹



1 of 10

US generic prescriptions **filled with a Teva medicine in 2020**

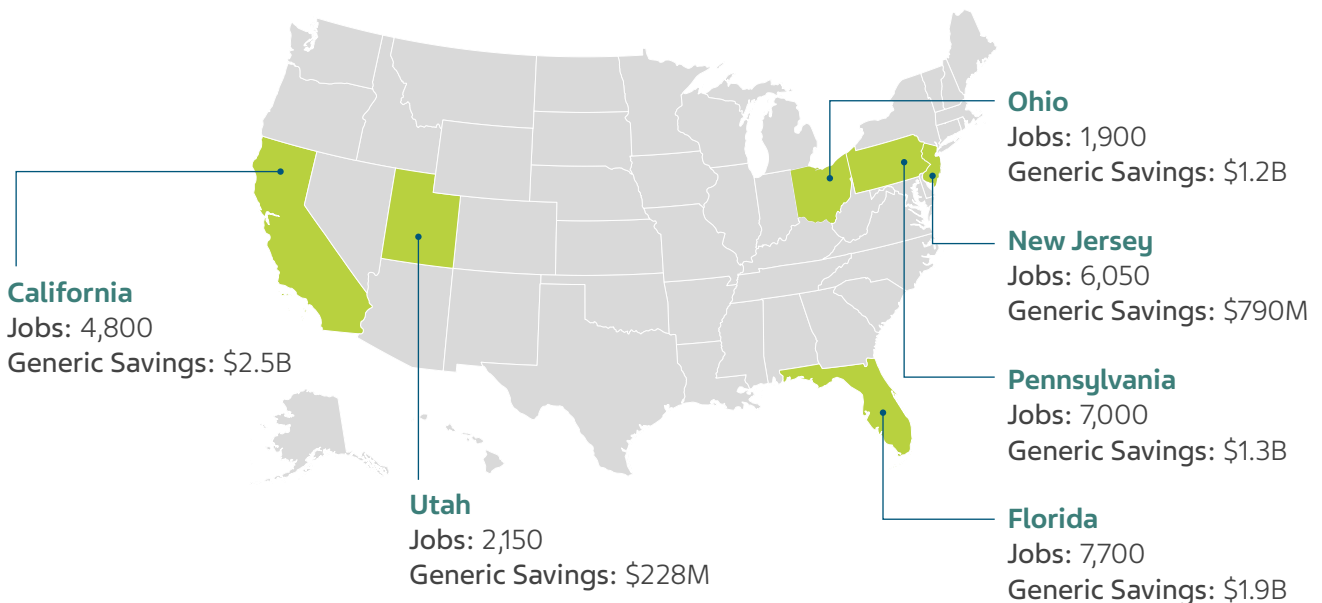


Teva generics saved the US healthcare system an estimated **\$374.6B** over the last decade, and **\$28.8B** in 2020



Teva's first biosimilar, TRUXIMA®, **saved the US healthcare system** an estimated **\$288M** on an annualized basis

Teva-Supported Jobs and Teva's US Generic Savings Across Six States



More than 50% of Teva-supported jobs are in six states.
These states represent **more than 25%** of Teva's US generic savings.

¹See "Teva's Investment in Biosimilars" on page 13 of this report.

Teva in the United States

With more than 6,100 employees¹ in the United States, Teva Pharmaceuticals USA, Inc., along with its relevant US affiliates (hereinafter “Teva”), has extensive operations that span all aspects of bringing medicines to market.² In the United States, Teva produces specialty and generic medicines as well as over-the-counter products. Teva is a leading generic drug company in the United States. Approximately one of every 10 generic prescriptions in the United States was filled with a Teva product in 2020.³



Teva's 2020 Impact in the US



1 of 10
generic prescriptions
filled with a Teva medicine



\$28.8B
in estimated generic
savings attributable to Teva



Teva's economic activity:

\$15.7B
in economic output

\$4.4B
in labor income

6,100
employees
and nearly

51,000
supported jobs

Teva's Presence in the US

Teva's US operations span 11 states (California, Florida, Massachusetts, Mississippi, Missouri, New Jersey, New York, Ohio, Pennsylvania, Utah, and Virginia) and Puerto Rico.

Teva manufactures 11 billion medicine doses annually at 11 US manufacturing sites (including one in Puerto Rico) and conducts R&D to develop complex, innovative biologic medicines, including biosimilars.

Teva produces more than 30 specialty medicines and more than 500 generic prescription and over-the-counter products in more than 2,000 dosage strengths and package sizes, including oral solid dosage forms, injectable products, inhaled products, liquids, ointments, and creams.

Anda, Inc., a Teva affiliate focused on pharmaceutical distribution, distributes more than 15,000 products from nearly 400 manufacturers to more than 58,000 US customers, including community pharmacies, national and regional chain pharmacies, physician offices, long-term care facilities, hospitals, and clinics.

¹Refers to full-time-equivalent employees and may be less than total head count.

²Teva Pharmaceuticals USA, Inc., is a wholly owned subsidiary of Teva Pharmaceutical Industries Ltd.

³MGA estimate based on IQVIA 2020 data.

Positively Impacting the US Economy

As an employer and a manufacturer, Teva creates jobs and contributes to economic output in the United States. Beyond direct expenditures, Teva's spending in the United States initiates a series of income creation, spending, and re-spending that support other jobs and contribute to additional economic output.

Teva's economic impact in 2020 included supporting more than 57,000 full-time jobs, contributing \$15.7 billion to economic output, and generating \$4.4 billion in labor income (a measure of aggregate worker wages).⁴ See Table 1 for a breakdown of this impact.

Table 1. Teva's Macroeconomic Impact in the US in 2020

	Jobs	Labor Income (Millions) \$	Economic Output (Millions) \$
Teva's Direct Economic Activity	6,147	1,105	4,975
Economic Activity Supported by Teva	50,863	3,262	10,725
Total	57,010	4,367	15,701

Note: Totals may differ from sum of numbers due to rounding. Source: Economic impact estimates are derived from the IMPLAN macroeconomic model for the US supported by proprietary cost and expenditure data provided by Teva.

Driving Savings and Access with Generic Medicines

Healthcare System Savings

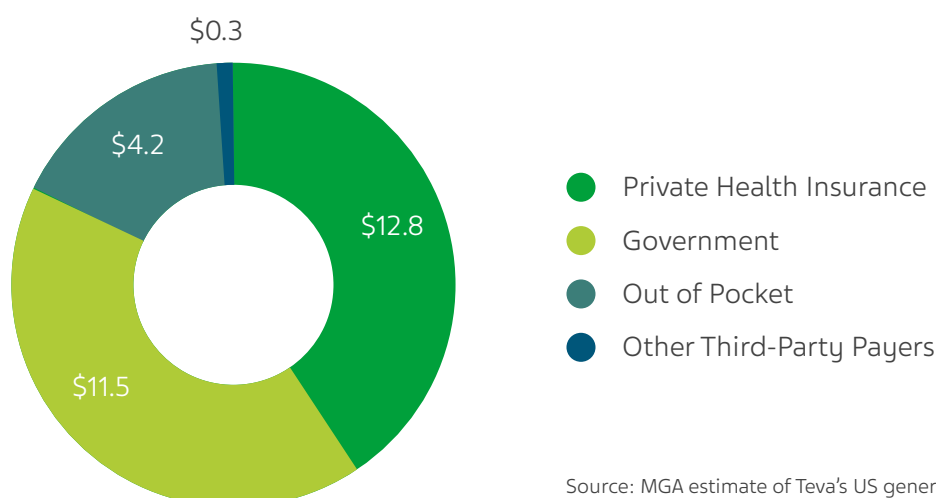
Generic drugs provide significant savings to the US healthcare system. As a longtime leading generic drug company in the United States, Teva's generic medicines provided \$374.6 billion in savings in the country over the last decade. In 2020, Teva's generics saved the healthcare system an estimated \$28.8 billion.⁴ See Figure 1 for a breakdown of these savings by payer.

Teva's generic medicines saved the US healthcare system an estimated **\$28.8B** in 2020

Over the last decade, Teva's US generic savings total an estimated **\$374.6B**

⁴See the appendix to this report for the methodology used for this analysis.

Figure 1. Teva's \$28.8B in 2020 US Generic Savings, by Payer (\$ Billions)



Source: MGA estimate of Teva's US generic savings and Centers for Medicare & Medicaid Services, Office of the Actuary.

Patient Savings and Access

Teva's generic medicines provide significant out-of-pocket savings to patients. In 2020, Teva's generic medicines directly saved US patients an estimated \$4.2 billion.

In the US, the average copay for a branded medicine (\$56.32) is more than eight times the average copay for a generic medicine (\$6.97), and 92 percent of generic medicine prescriptions cost patients \$20 or less.⁵

Affordable generic medicines also improve patient access and medication adherence. Medication non-adherence occurs when patients do not take prescription medicines as directed, and this can lead to additional costs. Prescription cost is an important contributing factor to patients not taking medicines as prescribed.⁶ As a result, generic drugs play an important role in addressing non-adherence.

Savings by State

Figure 2 and Table 2 present Teva savings by state. Table 3 presents savings attributable to Teva by state and payer.



Teva's generic medicines saved US patients an estimated **\$4.2B** in 2020

⁵ Association for Accessible Medicines, *2020 Generic Drug and Biosimilars Access and Savings in the U.S. Report*, September 2020.

⁶ Jennifer Bresnick, "Cost Is a Primary Driver of Medication Non-Adherence Rates," *Health IT Analytics*, September 11, 2017. www.healthitanalytics.com/news/cost-is-a-primary-driver-of-medication-non-adherence-rates.

Figure 2. Teva's Generic Savings by State in 2020

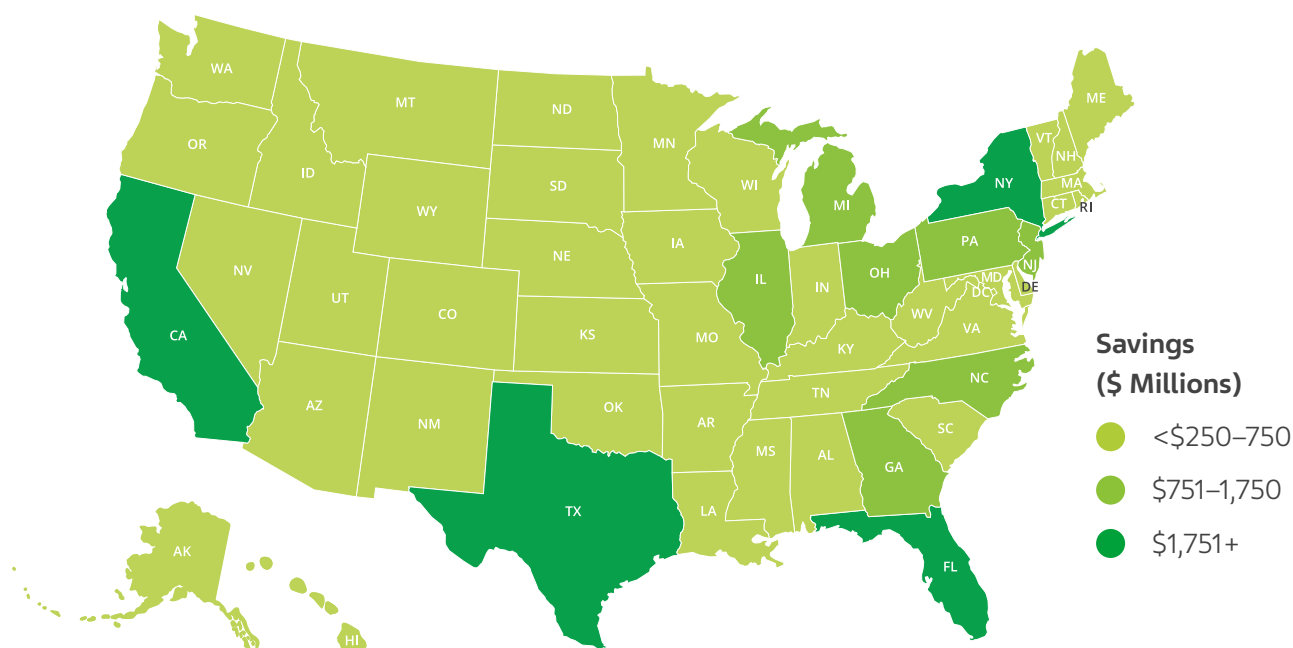


Table 2. Teva's Generic Savings by State in 2020 (\$ Millions)

State	Total	State	Total	State	Total
Alabama	\$574	Kentucky	\$614	North Dakota	\$62
Alaska	\$36	Louisiana	\$575	Ohio	\$1,214
Arizona	\$544	Maine	\$115	Oklahoma	\$338
Arkansas	\$360	Maryland	\$484	Oregon	\$307
California	\$2,535	Massachusetts	\$642	Pennsylvania	\$1,296
Colorado	\$332	Michigan	\$954	Rhode Island	\$120
Connecticut	\$330	Minnesota	\$412	South Carolina	\$528
Delaware	\$91	Mississippi	\$355	South Dakota	\$69
District of Columbia	\$50	Missouri	\$583	Tennessee	\$743
Florida	\$1,863	Montana	\$84	Texas	\$2,291
Georgia	\$961	Nebraska	\$185	Utah	\$228
Hawaii	\$93	Nevada	\$239	Vermont	\$52
Idaho	\$135	New Hampshire	\$122	Virginia	\$722
Illinois	\$1,071	New Jersey	\$790	Washington	\$533
Indiana	\$638	New Mexico	\$158	West Virginia	\$244
Iowa	\$308	New York	\$2,073	Wisconsin	\$452
Kansas	\$268	North Carolina	\$978	Wyoming	\$42
				United States	\$28,794

Source: MGA estimate of Teva's US generic savings and Kaiser Family Foundation pharmacy prescription data. Note: Total may differ from sum of numbers due to rounding.

Table 3. Teva's Generic Savings by State and Payer in 2020 (\$ Millions)

State	Commercial	Medicare	Medicaid	Cash	Total
Alabama	\$306	\$174	\$48	\$46	\$574
Alaska	\$20	\$8	\$6	\$2	\$36
Arizona	\$266	\$150	\$105	\$22	\$544
Arkansas	\$189	\$107	\$36	\$28	\$360
California	\$1,158	\$709	\$556	\$112	\$2,535
Colorado	\$187	\$79	\$50	\$16	\$332
Connecticut	\$166	\$90	\$65	\$10	\$330
Delaware	\$43	\$26	\$19	\$3	\$91
District of Columbia	\$25	\$9	\$15	\$2	\$50
Florida	\$954	\$623	\$173	\$113	\$1,863
Georgia	\$526	\$263	\$109	\$63	\$961
Hawaii	\$44	\$25	\$21	\$4	\$93
Idaho	\$77	\$36	\$14	\$9	\$135
Illinois	\$559	\$299	\$169	\$44	\$1,071
Indiana	\$339	\$172	\$98	\$29	\$638
Iowa	\$156	\$95	\$45	\$13	\$308
Kansas	\$161	\$73	\$20	\$14	\$268
Kentucky	\$246	\$167	\$165	\$35	\$614
Louisiana	\$262	\$152	\$130	\$31	\$575
Maine	\$56	\$40	\$15	\$3	\$115
Maryland	\$271	\$101	\$95	\$17	\$484
Massachusetts	\$314	\$183	\$130	\$15	\$642
Michigan	\$443	\$275	\$193	\$43	\$954
Minnesota	\$218	\$109	\$63	\$22	\$412
Mississippi	\$185	\$110	\$24	\$36	\$355
Missouri	\$309	\$183	\$62	\$30	\$583
Montana	\$39	\$24	\$16	\$5	\$84
Nebraska	\$102	\$53	\$17	\$12	\$185
Nevada	\$128	\$57	\$43	\$11	\$239
New Hampshire	\$70	\$33	\$15	\$4	\$122
New Jersey	\$429	\$190	\$134	\$37	\$790
New Mexico	\$91	\$42	\$18	\$7	\$158
New York	\$910	\$576	\$517	\$70	\$2,073
North Carolina	\$518	\$303	\$102	\$55	\$978
North Dakota	\$34	\$15	\$5	\$7	\$62
Ohio	\$574	\$317	\$282	\$41	\$1,214
Oklahoma	\$193	\$93	\$33	\$19	\$338
Oregon	\$147	\$92	\$55	\$13	\$307
Pennsylvania	\$636	\$396	\$219	\$45	\$1,296
Rhode Island	\$59	\$32	\$25	\$3	\$120
South Carolina	\$278	\$162	\$57	\$30	\$528
South Dakota	\$37	\$22	\$5	\$5	\$69
Tennessee	\$389	\$222	\$88	\$44	\$743
Texas	\$1,357	\$583	\$217	\$135	\$2,291
Utah	\$157	\$43	\$14	\$14	\$228
Vermont	\$23	\$17	\$11	\$1	\$52
Virginia	\$435	\$167	\$89	\$31	\$722
Washington	\$293	\$124	\$94	\$21	\$533
West Virginia	\$100	\$72	\$62	\$10	\$244
Wisconsin	\$228	\$133	\$71	\$20	\$452
Wyoming	\$25	\$10	\$3	\$3	\$42
United States	\$14,736	\$8,034	\$4,617	\$1,407	\$28,794

Source: MGA estimate of Teva's US generic savings and Kaiser Family Foundation pharmacy prescription data. Note: "Cash" refers to cash payments and does not include copays. Totals may differ from sum of numbers due to rounding.

Making a Positive Social Impact

Teva promotes health and increases access to treatment for patients, while cultivating a culture of compliance, ethics, and transparency. Teva supports communities in the United States and their patients and caregivers through monetary and product donations, employee volunteering, programs, and partnerships.

Teva's Support for Patients and Communities

In 2020, Teva:

- Donated \$67 million worth of medications to more than 12,500 patients through the Teva Cares Foundation and other patient assistance programs
- Provided funding, in collaboration with Direct Relief and Volunteers in Medicine (VIM), for Enhancing Access2Care, which supports VIM clinics in providing primary and preventive healthcare to patients with multiple chronic conditions
- Partnered with Mount Sinai's Arnhold Institute for Global Health in New York to ensure that patients with multiple chronic conditions have access to medications

Teva's Commitment to Developing Cutting-Edge Treatments

Teva offers the first and only FDA-approved family of breath-actuated digital inhalers with built-in flow sensors and Bluetooth®-Wireless Technology, which connect to a companion mobile app.

In Cambridge, Massachusetts, Teva's digital health team works to provide health solutions for asthma management, converging digital technology, pharmaceuticals, and patient and caregiver needs.

Teva is actively engaged in academic partnerships and industry collaborations across the United States to help speed development and delivery of next-generation medicines.

Teva maintains longstanding R&D collaborations across therapeutic areas with partners from public and private sectors, including University of Pennsylvania in Philadelphia, Beth Israel Deaconess Medical Center in Boston, and University of Oklahoma Health Sciences Center in Oklahoma City.

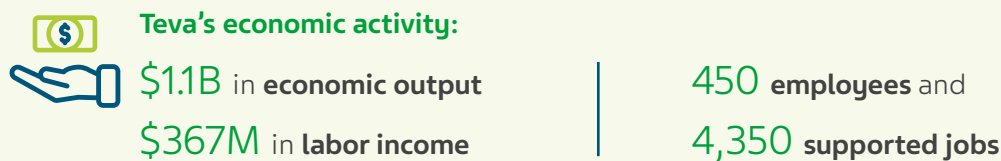
Teva in California

In California, Teva employs nearly 450 people. As an employer and a manufacturer, Teva's spending in California initiates a series of income creation, spending, and re-spending that support other jobs and contribute to additional economic output. Including Teva's direct employment and expenditures in the state, in 2020, Teva supported 4,800 full-time jobs, contributed \$1.1 billion to economic output, and generated \$367 million in labor income (a measure of aggregate worker wages).



At the Redwood City R&D facility, Teva employees conduct discovery research with a focus on biologics and new targets and platforms to treat disease. At the manufacturing site in Irvine, Teva employees use key technologies to create sterile injectable vials. In 2020, Teva produced 17 million vials of medicine in California.

Teva's 2020 Economic Impact in California

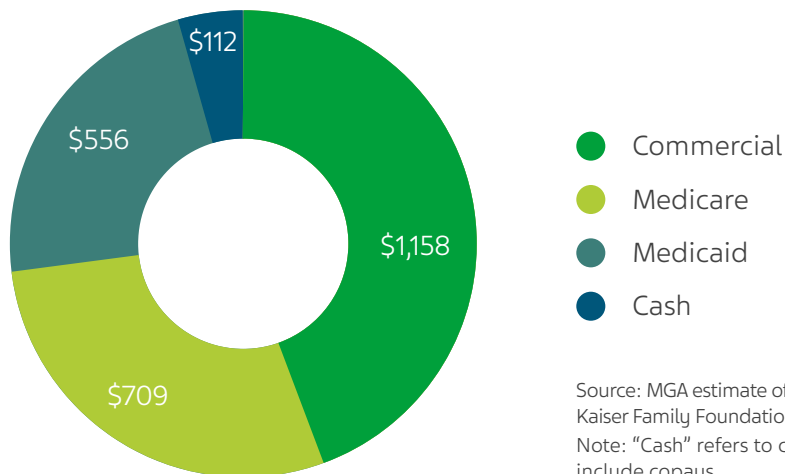


Teva's generic medicines saved California's healthcare system an estimated **\$2.5B** in 2020

Driving Savings and Access with Generic Medicines

In 2020, Teva's generic drugs saved the US healthcare system an estimated \$28.8 billion. Teva's generic savings in California totaled more than \$2.5 billion. See the figure below for a breakdown of Teva's generic savings in the state by payer.

Teva Generic Savings in California in 2020, by Payer (\$ Millions)



Teva's Support for Patients and Communities

In 2020, Teva donated 170 different products to Keck Hospital of University of Southern California, Olive View Medical Center Pharmacy II, and Valley Children's Hospital.

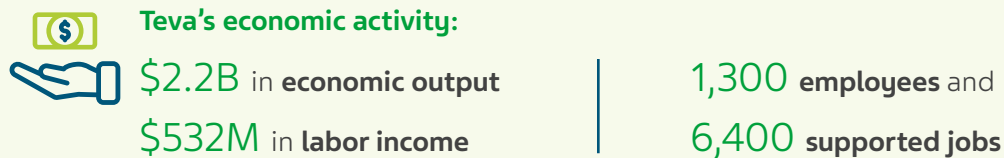
Teva in Florida

In Florida, Teva employs nearly 1,300 people. As an employer and a manufacturer, Teva's spending in Florida initiates a series of income creation, spending, and re-spending that support other jobs and contribute to additional economic output. Including Teva's direct employment and expenditures in the state, in 2020, Teva supported 7,700 full-time jobs, contributed \$2.2 billion to economic output, and generated \$532 million in labor income (a measure of aggregate worker wages).



Teva has a manufacturing site in Davie, Florida, and a packaging site in Sunrise, Florida. Weston, Florida, is home to the corporate office of Anda, Inc., a Teva affiliate focused on pharmaceutical distribution, as well as Anda's national distribution center. Weston is also the site of one of Teva's R&D centers of excellence for technology-driven extended-release products and difficult-to-manufacture oral solid dosage forms. Teva's other Florida R&D site, in Miramar, houses a Phase 1 clinical trials unit.

Teva's 2020 Economic Impact in Florida

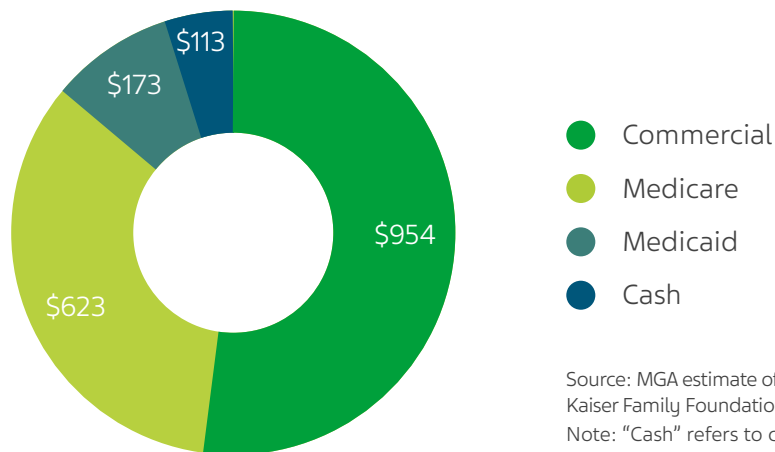


Teva's generic medicines saved Florida's healthcare system an estimated **\$1.9B** in 2020

Driving Savings and Access with Generic Medicines

In 2020, Teva's generic drugs saved the US healthcare system an estimated \$28.8 billion. Teva's generic savings in Florida totaled nearly \$1.9 billion. See the figure below for a breakdown of Teva's generic savings in the state by payer.

Teva Generic Savings in Florida in 2020, by Payer (\$ Millions)



Source: MGA estimate of Teva's US generic savings and Kaiser Family Foundation pharmacy prescription data.
Note: "Cash" refers to cash payments and does not include copays.

Teva's Support for Patients and Communities

In 2020, Teva donated 528 different products to North Broward Hospital District, Orlando Regional Medical Center, Public Health Trust, and Tampa General Hospital.

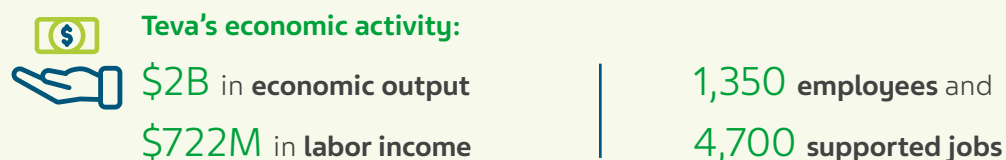
Teva in New Jersey

In New Jersey, Teva employs more than 1,350 people. As an employer and a manufacturer, Teva's spending in New Jersey initiates a series of income creation, spending, and re-spending that support other jobs and contribute to additional economic output. Including Teva's direct employment and expenditures in the state, in 2020, Teva supported 6,050 full-time jobs, contributed \$2 billion to economic output, and generated \$722 million in labor income (a measure of aggregate worker wages).



Parsippany, New Jersey, is home to Teva's US headquarters, which includes North America commercial, global R&D, global marketing and portfolio, and representation from other global business units and support functions. In New Jersey, Teva also has manufacturing sites in Elizabeth and Fairfield and a packaging site in Edison.

Teva's 2020 Economic Impact in New Jersey

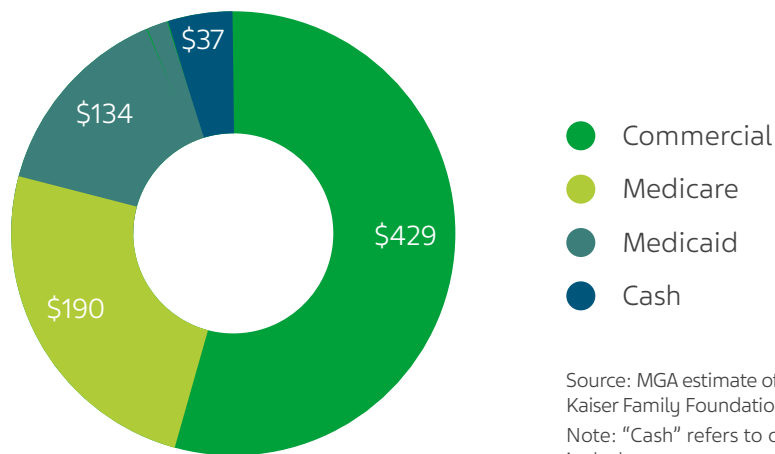


Teva's generic medicines saved New Jersey's healthcare system an estimated **\$790M** in 2020

Driving Savings and Access with Generic Medicines

In 2020, Teva's generic drugs saved the US healthcare system an estimated \$28.8 billion. Teva's generic savings in New Jersey totaled \$790 million. See the figure below for a breakdown of Teva's generic savings in the state by payer.

Teva Generic Savings in New Jersey in 2020, by Payer (\$ Millions)



Teva's Support for Patients and Communities

In 2020, Teva donated 344 different types of products to Hackensack Health System and Robert Wood Johnson Barnabas Hospital.

Teva's Support for Health Outcomes Research

Through a collaboration with Rutgers University, Teva is conducting an immunology study and sponsoring two-year research fellowships.

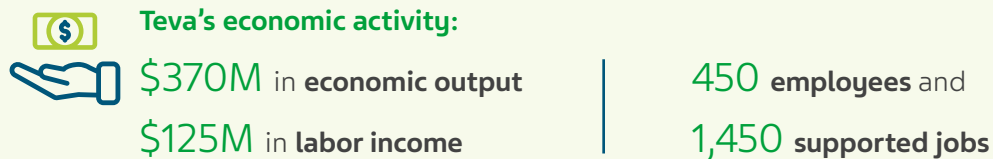
Teva in Ohio

In Ohio, Teva employs nearly 450 people. As an employer and a manufacturer, Teva's spending in Ohio initiates a series of income creation, spending, and re-spending that support other jobs and contribute to additional economic output. Including Teva's direct employment and expenditures in the state, in 2020, Teva supported 1,900 full-time jobs, contributed \$370 million to economic output, and generated \$125 million in labor income (a measure of aggregate worker wages).



In Ohio, Teva's manufacturing site in Cincinnati uses key technologies to create a variety of dosage forms of medicines as well as bottle packaging.

Teva's 2020 Economic Impact in Ohio

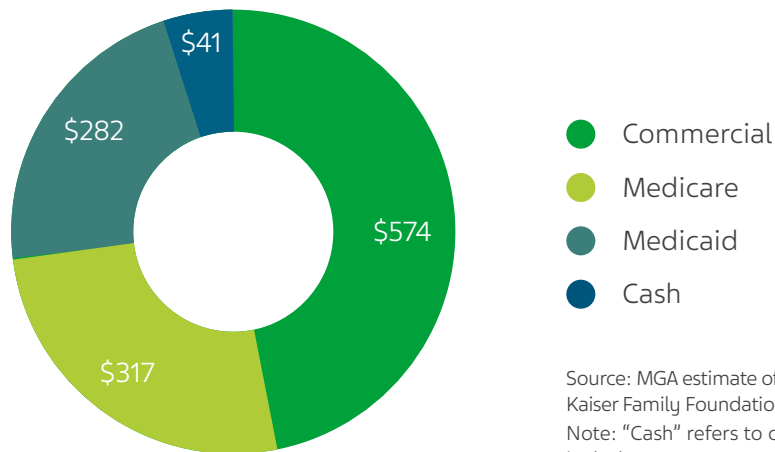


Teva's generic medicines saved Ohio's healthcare system an estimated **\$1.2B** in 2020

Driving Savings and Access with Generic Medicines

In 2020, Teva's generic drugs saved the US healthcare system an estimated \$28.8 billion. Teva's generic savings in Ohio totaled more than \$1.2 billion. See the figure below for a breakdown of Teva's generic savings in the state by payer.

Teva Generic Savings in Ohio in 2020, by Payer (\$ Millions)



Teva's Support for Patients and Communities

In 2020, Teva donated 150 different types of products to Nationwide Children's Hospital, Pomerene Hospital, and ProMedica Bay Park.

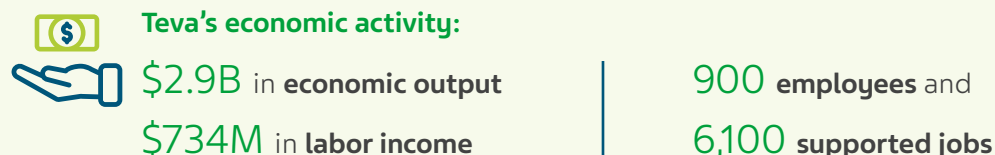
Teva in Pennsylvania

In Pennsylvania, Teva employs 900 people. As an employer and a manufacturer, Teva's spending in Pennsylvania initiates a series of income creation, spending, and re-spending that support other jobs and contribute to additional economic output. Including Teva's direct employment and expenditures in the state, in 2020, Teva supported 7,000 full-time jobs, contributed \$2.9 billion to economic output, and generated \$734 million in labor income (a measure of aggregate worker wages).



In Pennsylvania, Teva develops complex, innovative biologic medicines, including biosimilars, at its R&D facilities in West Chester. In its West Chester laboratories, Teva conducts combination product and device R&D, specialty branded R&D and clinical development, and advanced preclinical testing to ensure the safety and effectiveness of new drugs. Also in Pennsylvania, virtually every finished medicine manufactured by Teva is distributed through Teva's centers in North Wales, New Britain, or Wind Gap.

Teva's 2020 Economic Impact in Pennsylvania

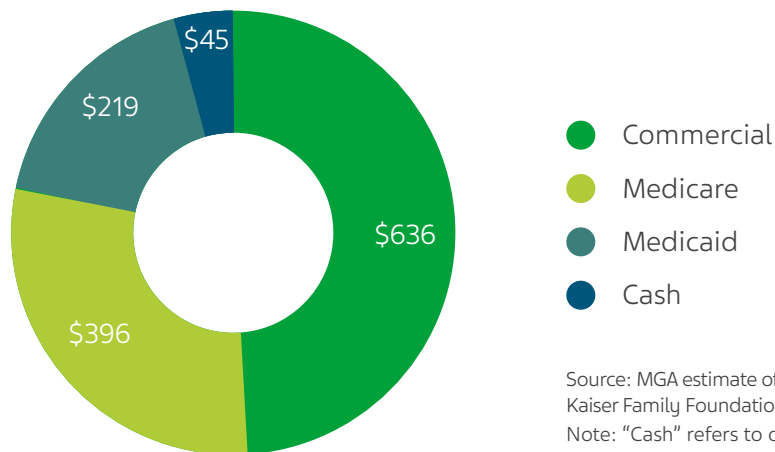


Teva's generic medicines saved Pennsylvania's healthcare system an estimated **\$1.3B** in 2020

Driving Savings and Access with Generic Medicines

In 2020, Teva's generic drugs saved the US healthcare system an estimated \$28.8 billion. Teva's generic savings in Pennsylvania totaled nearly \$1.3 billion. See the figure below for a breakdown of Teva's generic savings in the state by payer.

Teva Generic Savings in Pennsylvania in 2020, by Payer (\$ Millions)



Teva's Support for Patients and Communities

In 2020, Teva donated 48 different types of products to Crozer-Chester Medical Center.

Teva's Research Collaboration

Teva is currently conducting a central nervous system study at the University of Pennsylvania.

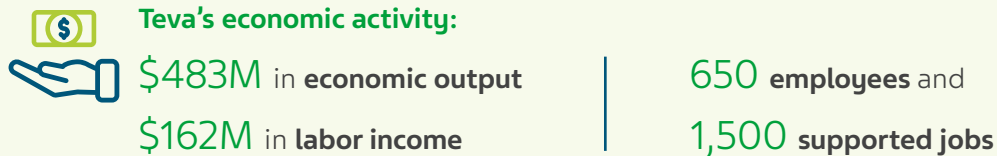
Teva in Utah

In Utah, Teva employs more than 650 people. As an employer and a manufacturer, Teva's spending in Utah initiates a series of income creation, spending, and re-spending that support other jobs and contribute to additional economic output. Including Teva's direct employment and expenditures in the state, in 2020, Teva supported 2,150 full-time jobs, contributed \$483 million to economic output, and generated \$162 million in labor income (a measure of aggregate worker wages).



In Utah, Teva's manufacturing sites in Salt Lake City use key technologies to create complex generics and transdermal products. At Teva's facilities in Research Park at the University of Utah, more than 60 product development projects are underway, focused on complex, high-barrier, non-sterile dosage forms, transdermals, thin films, topicals, and combination products.

Teva's 2020 Economic Impact in Utah

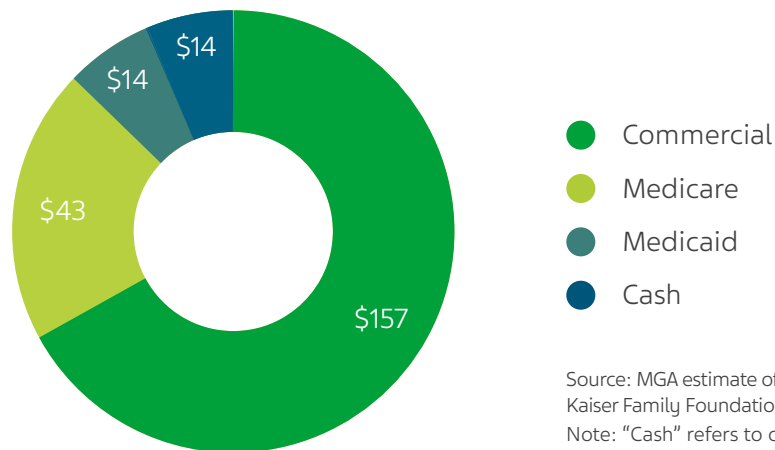


Teva's generic medicines saved Utah's healthcare system an estimated **\$228M** in 2020

Driving Savings and Access with Generic Medicines

In 2020, Teva's generic drugs saved the US healthcare system an estimated \$28.8 billion. Teva's generic savings in Utah totaled \$228 million. See the figure below for a breakdown of Teva's generic savings in the state by payer.

Teva Generic Savings in Utah in 2020, by Payer (\$ Millions)



Source: MGA estimate of Teva's US generic savings and Kaiser Family Foundation pharmacy prescription data.
Note: "Cash" refers to cash payments and does not include copays.

Teva in Canada

With nearly 900 employees¹ in Canada, Teva Pharmaceutical Industries Ltd. (hereinafter “Teva”), including all its subsidiaries, has extensive operations that span all aspects of bringing medicines to market. Teva is a leading generic drug company in Canada. Approximately one of every five generic prescriptions in Canada is filled with a Teva product.²



Teva's 2020 Impact in Canada



1 of 5
generic prescriptions
filled with a Teva medicine



C\$4B (\$3B)
in estimated generic
savings attributable to Teva



Teva's economic activity:

C\$845M (\$630M)
in economic output

C\$197M (\$147M)
in labor income

900
employees
and more than

1,800
supported jobs

Teva's Presence in Canada

Teva has provided affordable healthcare solutions to Canadians for over 50 years. In Canada, Teva specializes in the development, production, and marketing of high-quality generic prescription pharmaceuticals and, through its branded division, focuses on a diverse line of innovative products in a variety of therapeutic areas such as central nervous system (CNS), respiratory, and oncology.

Each day, more than 192,000 prescriptions are filled in Canada with a Teva product. Teva covers 76 percent of the generic market in Canada, manufacturing more than 360 generic products in more than 840 SKUs.

In Canada, Teva has a commercial site and three manufacturing sites:

- **Montreal**—Houses a commercial innovation site supporting specialty products, biosimilars, and clinical research
- **Markham**—Produces 300 million capsules and 11 million suspension units per year
- **Stouffville**—Produces 3.3 billion doses per year, 96 percent of which are for the Canadian market
- **Toronto**—Houses Teva's Centre of Excellence for Packaging

Teva's pipeline in Canada includes 20 specialty medicines, and Teva has eight studies in respiratory, CNS, and movement disorders underway.

¹Refers to full-time-equivalent employees and may be less than total head count.

²Estimate based on IQVIA CDH Compuscript – YR 2020.

Positively Impacting Canada's Economy

As an employer and a manufacturer, Teva creates jobs and contributes to economic output in Canada. Beyond direct expenditures, Teva's spending in Canada initiates a series of income creation, spending, and re-spending that support other jobs and contribute to additional economic output.

Teva's economic impact in 2020 included supporting more than 2,700 full-time jobs, contributing C\$845 million (\$630 million) to economic output, and generating C\$197 million (\$147 million) in labor income (a measure of aggregate worker wages).³ See Table 1 for a breakdown of this impact.

Table 1. Teva's Macroeconomic Impact in Canada in 2020

	Jobs	Labor Income (Millions)		Economic Output (Millions)	
		C\$	\$	C\$	\$
Teva's Direct Economic Activity	889	76	57	238	178
Economic Activity Supported by Teva	1,835	121	90	607	453
Total	2,724	197	147	845	630

Note: Totals may differ from sum of numbers due to rounding. Source: Economic impact estimates are derived from the IMPLAN macroeconomic model for Canada supported by proprietary cost and expenditure data provided by Teva.

Driving Savings and Access with Generic Medicines

Generic drugs provide significant savings to Canada's healthcare system. As a leading generic drug company in Canada, Teva was responsible for an estimated C\$4 billion (\$3 billion) of these savings.³

Teva's generic medicines saved Canada's healthcare system an estimated **C\$4B (\$3B)** in 2020

³See the appendix to this report for the methodology used for this analysis.

Making a Positive Social Impact

Teva promotes health and increases access to treatment for patients, while cultivating a culture of compliance, ethics, and transparency. Teva supports communities in Canada and their patients and caregivers through monetary and product donations, employee volunteering, programs, and partnerships.

Teva's Role in Education and Patient Support **Teva Gives Back**

Teva Support Solutions[®] is a personalized program for patients with migraines, eosinophilic severe asthma, rheumatoid arthritis, granulomatosis with polyangiitis, and microscopic polyangiitis.

Shared Solutions[®] is Teva's personalized support program for patients with relapsing and remitting multiple sclerosis.

Teva also provides patient support programs for its generic products, including Teva-Everolimus, Teva-Fingolimod, and Teva-Teriparatide.

Caregiver-Friendly Pharmacy is a national program that supports caregivers with online tools and resources and empowers pharmacists to identify and engage with caregivers. More than 2,600 pharmacists have completed the accredited training, and a mapping tool helps caregivers find a pharmacy in their local area that specializes in their needs.

Teva has donated nearly C\$120 million (\$89 million) worth of medicines to Health Partners International of Canada since 1985, and nearly C\$2 million (\$1.5 million) to Childhood Cancer Canada Foundation, including more than 1,000 Survivor Scholarships awarded since 2008 to support the postsecondary academic aspirations of adult cancer survivors.

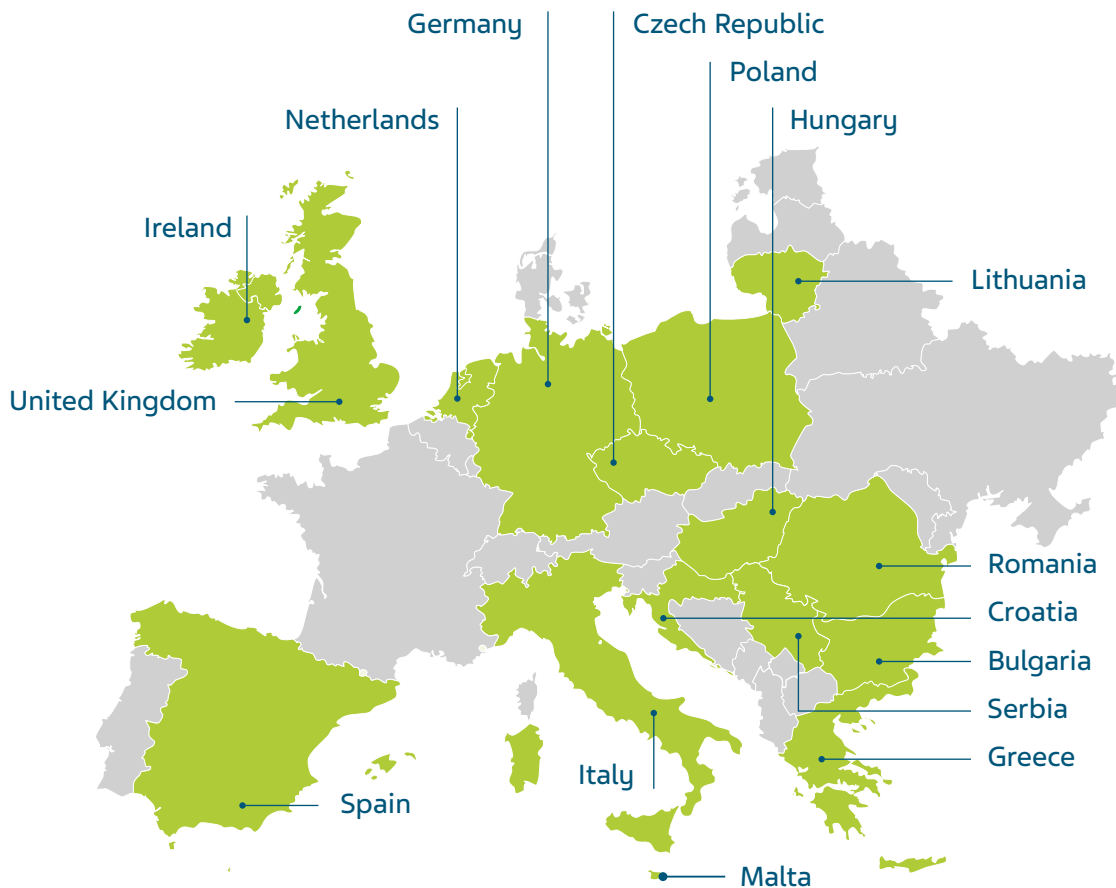
Teva and its employees in Canada have donated more than C\$70,000 (\$52,000) to the United Way/Centraide over the last two years.

Overview: Teva's Impact in Europe

Teva is the leading generic drug company in Europe and has a specialty portfolio focused on central nervous system and pain (including migraine), respiratory, and oncology.

In 2020, Teva's workforce in Europe consisted of 19,000 full-time-equivalent employees. Teva has manufacturing sites in Bulgaria, Croatia, the Czech Republic, Germany, Greece, Hungary, Ireland, Italy, Lithuania, Malta, the Netherlands, Poland, Romania, Serbia, Spain, and the United Kingdom (see Figure 1). In total, Teva operated 32 manufacturing and research and development facilities across Europe in 2020. In this report, Matrix Global Advisors (MGA) highlights Teva's impact in nine European countries: Bulgaria, France, Germany, the Netherlands, Poland, Spain, Sweden, Switzerland, and the UK.

Figure 1. Teva Manufacturing Sites in Europe



Positively Impacting Europe's Economies

As an employer and a manufacturer, Teva creates jobs and contributes to economies in which it operates. Beyond payrolls and other direct expenditures, Teva's spending initiates a series of income creation, spending, and re-spending that support other jobs and contribute to additional economic output.

Findings from a detailed impact analysis by Matrix Global Advisors indicate that, in 2020, Teva's local purchases and payroll supported nearly 105,000 jobs, contributed \$29.5 billion (€25.8 billion) to economic output, and generated \$5.6 billion (€4.9 billion) in labor income (a measure of aggregate worker wages) across nine European countries. Figure 2 shows total jobs supported by Teva in each of these countries.



Teva's economic activity across nine European countries in 2020:


\$29.5B (€25.8B)
in **economic output**

\$5.6B (€4.9B)
in **labor income**

65% of Teva's global portfolio is manufactured in Europe, and **96%** of Teva medicines sold in Europe are manufactured at Teva's European sites

40% of the active pharmaceutical ingredients that Teva uses in Europe for its finished products are produced in Europe

Figure 2. Jobs Supported by Teva Across Nine European Countries in 2020



Teva is an active contributor to the Innovative Medicines Initiative, Europe's largest public-private partnership aiming to improve health in the fields of pain, neurodegenerative diseases, and innovative clinical trials.

Driving Savings and Access with Generic Medicines

Generic drugs provide significant savings to European healthcare systems. Teva's generic medicines saved healthcare systems across nine European countries \$9.6 billion (€8.4 billion) in 2020.

Teva's generic medicines saved nine European healthcare systems an estimated **\$9.6B (€8.4B)** in 2020

Teva is the **European leader** in generic pharmaceutical manufacturing

Teva in Bulgaria

With nearly 1,600 employees¹ in Bulgaria, Teva Pharmaceutical Industries Ltd. (hereinafter “Teva”), including all its subsidiaries, has extensive operations that span all aspects of bringing medicines to market. Teva is the leading generic and over-the-counter drug company in Bulgaria, marketing more than 290 generic medicines, nine specialty products, and nearly 60 over-the-counter products in the country. Approximately one of every six generic prescriptions in Bulgaria is filled with a Teva product.²



Teva's 2020 Impact in Bulgaria



1 of 6
generic prescriptions
filled with a Teva medicine



лв43M (\$25M)
in **estimated generic savings** attributable to Teva



Teva's economic activity:

лв1.4B (\$831M)
in **economic output**

1,600
employees
and nearly

лв176M (\$102M)
in **labor income**

8,000
supported jobs

Teva's Presence in Bulgaria

Teva is the largest pharmaceutical employer in Bulgaria and holds the leading position in terms of volume and production capacity. Teva offers the broadest product portfolio in Bulgaria, with leading positions in key therapeutic areas such as cardiology, central nervous system, oncology, and respiratory.

Teva's manufacturing plants in Dupnitsa and Troyan provide swift and reliable medicine delivery through high-volume, technologically advanced packaging and distribution.

The Dupnitsa facility is among the largest manufacturing plants for solid oral forms in southeastern Europe. Troyan is also home to Teva's Center for Research and Development (R&D), part of Teva's corporate R&D network, specializing in the development of liquid and semi-solid dosage forms.

¹Refers to full-time-equivalent employees and may be less than total head count.

²MGA estimate based on IQVIA 2020 data.

Positively Impacting Bulgaria's Economy

As an employer and a manufacturer, Teva creates jobs and contributes to economic output in Bulgaria. Beyond direct expenditures, Teva's spending in Bulgaria initiates a series of income creation, spending, and re-spending that support other jobs and contribute to additional economic output.

Teva's economic impact in 2020 included supporting more than 9,500 full-time jobs, contributing лв1.4 billion (\$831 million) to economic output, and generating лв176 million (\$102 million) in labor income (a measure of aggregate worker wages).³ See Table 1 for a breakdown of this impact.

Table 1. Teva's Macroeconomic Impact in Bulgaria in 2020

	Jobs	Labor Income (Millions)		Economic Output (Millions)	
		лв	\$	лв	\$
Teva's Direct Economic Activity	1,579	50	29	461	268
Economic Activity Supported by Teva	7,941	126	73	965	562
Total	9,519	176	102	1,426	831

Note: Totals may differ from sum of numbers due to rounding. Source: Economic impact estimates are derived from the IMPLAN macroeconomic model for Bulgaria supported by proprietary cost and expenditure data provided by Teva.

Driving Savings and Access with Generic Medicines

Generic drugs provide significant savings to Bulgaria's healthcare system. As the leading generic drug company in Bulgaria, Teva's generics saved the healthcare system an estimated лв43 million (\$25 million) in 2020.³

Teva's generic medicines saved Bulgaria's healthcare system an estimated **лв43M (\$25M)** in 2020

³See the appendix to this report for the methodology used for this analysis.

Making a Positive Social Impact

Teva promotes health and increases access to treatment for patients, while cultivating a culture of compliance, ethics, and transparency. Teva supports communities in Bulgaria and their patients and caregivers through monetary and product donations, employee volunteering, programs, and partnerships.

Teva's Support for Patients

Teva's Copaxone Adherence Program has been active in Bulgaria since January 2017. The program, designed to prevent the negative health outcomes to people with multiple sclerosis from non-adherence to Copaxone, is recognized as a valuable patient support program by patients and healthcare professionals.

In Bulgaria, Teva provides patient training modules through digital channels of communication as well as traditional training modules and initiatives for most medical specialties.

Teva Gives Back

Teva donated medicines to the Bulgarian Ministry of Health for treatment of patients with COVID-19.

The Teva plant in Dupnitsa removed nearly 1,900 tons of pharmaceutical waste left near the city, demonstrating Teva's commitment to protecting the health of employees and residents in the surrounding community.

Teva in France

With 325 employees¹ in France, Teva Pharmaceutical Industries Ltd. (hereinafter “Teva”), including all its subsidiaries, has extensive operations that span all aspects of bringing medicines to market. Teva is a leading generic drug company in France. Approximately one of every 12 generic prescriptions in France is filled with a Teva product.²



Teva's 2020 Impact in France



1 of 12
generic prescriptions
filled with a Teva medicine



€370M (\$421M)
in **estimated generic savings** attributable to Teva



Teva's economic activity:

€2B (\$2.2B)
in **economic output**

€371M (\$424M)
in **labor income**

325
employees
and more than

5,200
supported jobs

Teva's Presence in France

Teva offers more than 800 medicines in France, supplies medicines to about 22,000 French pharmacies, and delivers products directly to 2,300 French hospitals and clinics.

Teva is an important partner to 12 pharmaceutical contract manufacturers in France. These suppliers manufacture more than 40 percent of Teva products sold in France (in units).

¹Refers to full-time-equivalent employees and may be less than total head count.

²MGA estimate based on IQVIA 2020 data.

Positively Impacting France's Economy

As an employer and a distributor of brand, generic, and over-the-counter medicines, Teva creates jobs and contributes to economic output in France. Beyond direct expenditures, Teva's spending in France initiates a series of income creation, spending, and re-spending that support other jobs and contribute to additional economic output.

Teva's economic impact in 2020 included supporting more than 5,500 full-time jobs, contributing €2 billion (\$2.2 billion) to economic output, and generating €371 million (\$424 million) in labor income (a measure of aggregate worker wages).³ See Table 1 for a breakdown of this impact.

Table 1. Teva's Macroeconomic Impact in France in 2020

	Jobs	Labor Income (Millions)		Economic Output (Millions)	
		€	\$	€	\$
Teva's Direct Economic Activity	325	31	36	579	661
Economic Activity Supported by Teva	5,239	340	388	1,384	1,581
Total	5,564	371	424	1,963	2,242

Note: Totals may differ from sum of numbers due to rounding. Source: Economic impact estimates are derived from the IMPLAN macroeconomic model for France supported by proprietary cost and expenditure data provided by Teva.

Driving Savings and Access with Generic Medicines

Generic drugs provide significant savings to France's healthcare system. As a leading generic drug company in France, Teva's generics saved the healthcare system an estimated €370 million (\$421 million) in 2020.³

Teva's generic medicines saved France's healthcare system an estimated **€370M (\$421M)** in 2020

³See the appendix to this report for the methodology used for this analysis.

Making a Positive Social Impact

Teva promotes health and increases access to treatment for patients, while cultivating a culture of compliance, ethics, and transparency. Teva supports communities in France and their patients and caregivers through monetary and product donations, employee volunteering, programs, and partnerships.

Teva's Support for Patients

In 2020, Teva provided more than €54,700 (\$62,500) to support patient organizations in France, through donations, partnership contracts, and a partnership with the French association Je T'aide, which aims to support and advocate for the 11 million caregivers in France who care for a sick loved one.

Teva has partnered with Je T'aide since 2015. In 2020, Teva and Je T'aide undertook a large information and awareness campaign and developed a virtual "aid box" to provide practical advice for caregivers.

Teva Gives Back

In 2020, Teva France donated approximately 5,000 packs of medicines to TULIPE, an international organization that distributes pharmaceuticals for humanitarian purposes.

Teva in Germany

With more than 2,400 employees¹ in Germany, Teva Pharmaceutical Industries Ltd. (hereinafter “Teva”), including all its subsidiaries, has extensive operations that span all aspects of bringing medicines to market. Teva is a leading generic drug company in Germany and the top supplier of medicines to the healthcare system. Approximately one of every eight generic prescriptions in Germany is filled with a Teva product.²



Teva's 2020 Impact in Germany



1 of 8
generic prescriptions
filled with a Teva medicine



€2.7B (\$3.1B)
in **estimated generic savings** attributable to Teva



Teva's economic activity:

€6.3B (\$7.1B)
in **economic output**

€1.3B (\$1.5B)
in **labor income**

2,400
employees
and more than

21,500
supported jobs

Teva's Presence in Germany

Germany is home to Teva's largest and most complex production sites. These sites, in Ulm and Blaubeuren, produce more than 7.5 billion tablets and capsules per year. In 2020, Teva produced a total of 314 million packages of medicines in Germany.

Teva is investing more than €500 million (\$571 million) in its state-of-the-art biopharmaceutical plant in Ulm, one of Europe's largest modern production sites for biopharmaceuticals.

¹Refers to full-time-equivalent employees and may be less than total head count.

²MGA estimate based on IQVIA 2020 data.

Positively Impacting Germany's Economy

As an employer and a manufacturer, Teva creates jobs and contributes to economic output in Germany. Beyond direct expenditures, Teva's spending in Germany initiates a series of income creation, spending, and re-spending that support other jobs and contribute to additional economic output.

Teva's economic impact in 2020 included supporting more than 24,000 full-time jobs, contributing €6.3 billion (\$7.1 billion) to economic output, and generating €1.3 billion (\$1.5 billion) in labor income (a measure of aggregate worker wages).³ See Table 1 for a breakdown of this impact.

Table 1. Teva's Macroeconomic Impact in Germany in 2020

	Jobs	Labor Income (Millions)		Economic Output (Millions)	
		€	\$	€	\$
Teva's Direct Economic Activity	2,437	164	187	2,001	2,285
Economic Activity Supported by Teva	21,735	1,135	1,296	4,256	4,861
Total	24,172	1,299	1,483	6,257	7,146

Note: Totals may differ from sum of numbers due to rounding. Source: Economic impact estimates are derived from the IMPLAN macroeconomic model for Germany supported by proprietary cost and expenditure data provided by Teva.

Driving Savings and Access with Generic Medicines

Generic drugs provide significant savings to Germany's healthcare system. As a leading generic drug company in Germany, Teva's generics saved the healthcare system an estimated €2.7 billion (\$3.1 billion) in 2020.³

Teva's generic medicines saved Germany's healthcare system an estimated **€2.7B (\$3.1B)** in 2020

³See the appendix to this report for the methodology used for this analysis.

Making a Positive Social Impact

Teva promotes health and increases access to treatment for patients, while cultivating a culture of compliance, ethics, and transparency. Teva supports communities in Germany and their patients and caregivers through monetary and product donations, employee volunteering, programs, and partnerships.

Teva's Support for Patients

Teva Germany has strong partnerships and supports different patient organizations in Germany, with a particular focus on multiple sclerosis and migraines.

Teva in the Netherlands

With nearly 675 employees¹ in the Netherlands, Teva Pharmaceutical Industries Ltd. (hereinafter “Teva”), including all its subsidiaries, has extensive operations that span all aspects of bringing medicines to market. Teva is a leading generic drug company in the Netherlands, reaching millions of patients every month. Teva offers the widest range of generic medicines in the Netherlands. Approximately one of every five generic prescriptions in the Netherlands is filled with a Teva product.²



Teva's 2020 Impact in the Netherlands



1 of 5
generic prescriptions
filled with a Teva medicine



€943M (\$1.1B)
in estimated generic
savings attributable to Teva



Teva's economic activity:

€1.2B (\$1.3B)
in economic output

€154M (\$176M)
in labor income

675
employees
and nearly

1,900
supported jobs

Teva's Presence in the Netherlands

In the Netherlands, Teva has sites in Amsterdam and Haarlem. Amsterdam is home to Teva's European commercial headquarters. Teva's Haarlem site comprises the sales and marketing unit as well as manufacturing plants for sterile injectable chemotherapy products and medicines used in the treatment of asthma and chronic obstructive pulmonary disease.

Teva recently invested approximately €9 million (\$10 million) in its Haarlem manufacturing facility to enable the site to produce more complex injectable anti-cancer products. The global demand for this novel type of anti-cancer drug is increasing, and the Haarlem site is currently Teva's only site that can produce these medicines.

¹Refers to full-time-equivalent employees and may be less than total head count.

²MGA estimate based on IQVIA 2020 data.

Jobnr (COB-NL-NP-00010)

Positively Impacting the Netherlands's Economy

As an employer and a manufacturer, Teva creates jobs and contributes to economic output in the Netherlands. Beyond direct expenditures, Teva's spending in the Netherlands initiates a series of income creation, spending, and re-spending that support other jobs and contribute to additional economic output.

Teva's economic impact in 2020 included supporting nearly 2,600 full-time jobs, contributing €1.2 billion (\$1.3 billion) to economic output, and generating €154 million (\$176 million) in labor income (a measure of aggregate worker wages).³ See Table 1 for a breakdown of this impact.

Table 1. Teva's Macroeconomic Impact in the Netherlands in 2020

	Jobs	Labor Income (Millions)		Economic Output (Millions)	
		€	\$	€	\$
Teva's Direct Economic Activity	674	38	43	423	483
Economic Activity Supported by Teva	1,895	116	133	731	836
Total	2,570	154	176	1,155	1,319

Note: Totals may differ from sum of numbers due to rounding. Source: Economic impact estimates are derived from the IMPLAN macroeconomic model for the Netherlands supported by proprietary cost and expenditure data provided by Teva.

Driving Savings and Access with Generic Medicines

Generic drugs provide significant savings to the Dutch healthcare system. As a leading generic drug company in the Netherlands, Teva's generics saved the healthcare system an estimated €943M (\$1.1B) in 2020.³

Teva's generic medicines saved the Dutch healthcare system an estimated **€943M (\$1.1B)** in 2020

³See the appendix to this report for the methodology used for this analysis.

Jobnr (COB-NL-NP-00010)

Making a Positive Social Impact

Teva promotes health and increases access to treatment for patients, while cultivating a culture of compliance, ethics, and transparency. Teva supports communities in the Netherlands and their patients and caregivers through monetary and product donations, employee volunteering, programs, and partnerships.

Teva's Support for Patients

Teva has established patient support programs for migraine patients and patients with multiple sclerosis in the Netherlands. Since August 2019, pending reimbursement from the government, Teva has made its new migraine drug available for free to a select group of patients suffering from severe migraines.

Since 2019, Teva has offered "My Medication Review" to pharmacists in the Netherlands, helping them put together an overview of relevant drug information for patients with multiple chronic conditions and multiple medications. The program empowers pharmacists to educate and inform patients whose different conditions are often treated individually, with the goal of enhancing patients' understanding of and adherence to their medications.

Teva Protects the Environment

Research by the Dutch government's National Institute for Public Health and the Environment (RIVM) shows that, in the Netherlands, about 190 tons of drug residue end up in the environment every year. The Teva Retourbox was developed in the Netherlands to provide a practical and environmentally conscious solution through boxes in pharmacies to allow patients to properly dispose of unused medicines.

Teva carried this out in collaboration with pharmacists, wholesalers, the Institute for Responsible Medicine Use, Renewi, and MediSchoon. Hundreds of pharmacies throughout the country now have a Teva Retourbox on display, for maximum awareness among the general public.

Jobnr (COB-NL-NP-00010)

Teva's Commitment to Research

Teva has partnered with WCN, a research network of cardiovascular institutes in the Netherlands, for a large trial in cardiac prevention. This partnership led to a publication in 2020 in *The New England Journal of Medicine*.

Teva has invested in a number of investigator-initiated trials in the Netherlands in respiratory conditions and inflammatory bowel disease.

Teva Gives Back

In 2020, Teva donated medicines to the Dutch government in the battle against COVID-19.

Every quarter, Teva organizes community days for employees in the Netherlands to contribute to community activities for the elderly and people with disabilities. Despite the restrictions in place during the COVID-19 pandemic, Teva employees found ways to safely volunteer in their local communities in 2020.

Teva in Poland

With more than 1,100 employees¹ in Poland, Teva Pharmaceutical Industries Ltd. (hereinafter “Teva”), including all its subsidiaries, has extensive operations that span all aspects of bringing medicines to market. Teva delivers more than 500 specialty, generic, and over-the-counter medicines across key therapeutic areas to Polish patients. Teva is one of the leading generic drug companies in Poland. Approximately one of every 12 generic prescriptions in Poland is filled with a Teva product.²



Teva's 2020 Impact in Poland



1 of 12
generic prescriptions
filled with a Teva medicine



zł437M (\$112M)
in estimated generic
savings attributable to Teva



Teva's economic activity:

zł5.4B (\$1.4B)
in economic output

zł727M (\$186M)
in labor income

1,100+
employees
and more than

9,400
supported jobs

Teva's Presence in Poland

Teva is one of the largest pharmaceutical companies in Poland. Teva's Krakow manufacturing facility delivers high-quality medicines across Europe and the world, manufacturing roughly 3.8 billion tablets and capsules in 2020.

Teva received two important awards in Poland in 2020:

- **Golden Statuette of the Leader of Polish Business**, for the highest-quality products, consistent investment of resources in the development of medical sciences, and large-scale charitable activities.
- **Pharmaceutical Company of the Year**, awarded by *Gazeta Finansowa* to the pharmaceutical company that strongly supported the healthcare system in Poland in 2020.

¹Refers to total head count. There were 1,065 full-time-equivalent employees in Poland in 2020.

²MGA estimate based on IQVIA 2020 data.

Positively Impacting Poland's Economy

As an employer and a manufacturer, Teva creates jobs and contributes to economic output in Poland. Beyond direct expenditures, Teva's spending in Poland initiates a series of income creation, spending, and re-spending that support other jobs and contribute to additional economic output.

Teva's economic impact in 2020 included supporting more than 10,500 jobs, contributing zt5.4 billion (\$1.4 billion) to economic output, and generating zt727 million (\$186 million) in labor income (a measure of aggregate worker wages).³ See Table 1 for a breakdown of this impact.

Table 1. Teva's Macroeconomic Impact in Poland in 2020

	Jobs	Labor Income (Millions)		Economic Output (Millions)	
		zł	\$	zł	\$
Teva's Direct Economic Activity	1,134*	151	39	1,698	435
Economic Activity Supported by Teva	9,429	576	148	3,726	955
Total	10,563	727	186	5,424	1,391

*Total head count, not full-time-equivalent employees.

Note: Totals may differ from sum of numbers due to rounding. Source: Economic impact estimates are derived from the IMPLAN macroeconomic model for Poland supported by proprietary cost and expenditure data provided by Teva.

Driving Savings and Access with Generic Medicines

Generic drugs provide significant savings to Poland's healthcare system. As one of the leading generic drug companies in Poland, Teva's generics saved the healthcare system an estimated zt437 million (\$112 million) in 2020.³

Teva's generic medicines saved Poland's healthcare system an estimated **zt437M (\$112M)** in 2020

³See the appendix to this report for the methodology used for this analysis.

Making a Positive Social Impact

Teva promotes health and increases access to treatment for patients, while cultivating a culture of compliance, ethics, and transparency. Teva supports communities in Poland and their patients and caregivers through monetary and product donations, employee volunteering, programs, and partnerships.

Teva's Support for Patients and Healthcare Providers

In cooperation with healthcare organizations, Teva has sponsored scientific events and workshops for many years. In light of the COVID-19 pandemic, Teva has launched webinars on topical issues related to patient care.

In 2020, Teva organized 10 webinars on many aspects of the work of doctors in a pandemic. The webinars were viewed more than 100,000 times.

Teva Gives Back

For more than four years, Teva has been running the Tevactive volunteer program, where Teva employees run, walk, and bike to generate Teva donations for rehabilitation equipment for a children's foundation in Poland. Thus far, Teva has donated more than zł200,000 (\$51,000).

At the beginning of the COVID-19 pandemic, Teva donated more than 5,000 units of medicines to Polish hospitals, as well as numerous donations of medical equipment, including pulse oximeters, non-contact thermometers, and bactericidal lamps. In addition, Teva donated more than 13,000 sets of personal protective equipment, such as gloves, masks, visors, and coveralls.

Teva in Spain

With approximately 850 employees¹ in Spain, Teva Pharmaceutical Industries Ltd. (hereinafter “Teva”), including all its subsidiaries, has extensive operations that span all aspects of bringing medicines to market. Teva is a leading generic drug company in Spain. Approximately one of every 10 generic prescriptions in Spain is filled with a Teva product.²



Teva's 2020 Impact in Spain



1 of 10
generic prescriptions
filled with a Teva medicine



€209M (\$239M)
in **estimated generic savings** attributable to Teva



Teva's economic activity:

€1.2B (\$1.4B)
in **economic output**

€262M (\$299M)
in **labor income**

850
employees
and more than

5,000
supported jobs

Teva's State-of-the-Art Plant in Zaragoza

Zaragoza is home to Teva's state-of-the-art manufacturing plant, which specializes in producing oral solids. In 2020, the plant produced 6.5 billion capsules and tablets that were exported to 30 different countries.

The Zaragoza plant consists of 20,000m² of manufacturing facilities and 12,000m² of logistics facilities. In the last several years, Teva has invested €7.3 million (\$8.3 million) in the plant and intends to invest €9 million (\$10 million) more through 2023.

¹Refers to full-time-equivalent employees and may be less than total head count.

²MGA estimate based on IQVIA 2020 data.

Positively Impacting Spain's Economy

As an employer and a manufacturer, Teva creates jobs and contributes to economic output in Spain. Beyond direct expenditures, Teva's spending in Spain initiates a series of income creation, spending, and re-spending that support other jobs and contribute to additional economic output.

Teva's economic impact in 2020 included supporting more than 6,000 full-time jobs, contributing €1.2 billion (\$1.4 billion) in economic output, and generating €262 million (\$299 million) in labor income (a measure of aggregate worker wages).³ See Table 1 for a breakdown of this impact.

Table 1. Teva's Macroeconomic Impact in Spain in 2020

	Jobs	Labor Income (Millions)		Economic Output (Millions)	
		€	\$	€	\$
Teva's Direct Economic Activity	856	42	47	347	396
Economic Activity Supported by Teva	5,206	220	252	847	967
Total	6,061	262	299	1,193	1,363

Note: Totals may differ from sum of numbers due to rounding. Source: Economic impact estimates are derived from the IMPLAN macroeconomic model for Spain supported by proprietary cost and expenditure data provided by Teva.

Driving Savings and Access with Generic Medicines

Generic drugs provide significant savings to Spain's healthcare system. As a leading generic drug company in Spain, Teva was responsible for an estimated €209 million (\$239 million) of these savings in 2020.³

Teva's generic medicines saved Spain's healthcare system an estimated **€209M (\$239M)** in 2020

³See the appendix to this report for the methodology used for this analysis.

Making a Positive Social Impact

Teva promotes health and increases access to treatment for patients, while cultivating a culture of compliance, ethics, and transparency. Teva supports communities in Spain and their patients and caregivers through monetary and product donations, employee volunteering, programs, and partnerships.

Teva's Support for Patients

MigrAcción is a Teva program in Spain to support patients undergoing treatment with Teva's migraine medicine. The program, meant to be a complement to the care patients receive from their own healthcare providers, offers services to patients from one-on-one calls with nurses to audiovisual training materials for patients to learn to self-administer the medicine.

Ayuda Múltiple is a Teva program to help patients with multiple sclerosis (MS) better manage their disease and improve their treatment. Ayuda Múltiple offers personalized digital tools as well as one-on-one support from MS nurses.

Teva Spain collaborates with the National Health System to work with pharmacists through the **REVISA** and **RUM** programs to improve patient adherence to treatment and better detect medicine interactions for patients suffering from chronic diseases. Teva Spain also supports the development of programs to help patients in specific therapeutic areas, such as respiratory and central nervous system diseases, and partners with medical societies and pharmacist associations.

Humanizing Health

Teva's Humanizing Health awards are a patient-centric initiative in Spain. Each year, the program funds 11 projects developed in Spanish hospitals or health centers that have improved the quality of life of patients and their families. Founded six years ago, Humanizing Health has allowed Teva to donate €165,000 (\$188,000) to 55 projects.

Teva Gives Back

During the COVID-19 pandemic, Teva Spain donated medicines, masks, gloves, and gowns. Teva employees donated almost €20,000 (\$23,000) to "Aldeas Infantiles Foundation" to feed hundreds of children during the lockdown in Spain.

Teva in Sweden

With more than 60 employees¹ in Sweden, Teva Pharmaceutical Industries Ltd. (hereinafter “Teva”), including all its subsidiaries, has extensive operations that span all aspects of bringing medicines to market. Teva is the leading generic drug company in Sweden. Approximately one of every five generic prescriptions in Sweden is filled with a Teva product.²



Teva's 2020 Impact in Sweden



1 of 5
generic prescriptions
filled with a Teva medicine



kr1.8B (\$200M)
in estimated generic
savings attributable to Teva



Teva's economic activity:

kr5B (\$539M)
in economic output

kr970M (\$105M)
in labor income

60
employees
and more than

1,100
supported jobs

Teva's Presence in Sweden

With the largest medicine cabinet in Sweden, Teva offers 1,000 generic, specialty, and over-the-counter products covering nearly all therapeutic areas. Teva delivers more than 11 million packs of prescription medicines per year to the Swedish market. More than 90 percent of Teva products sold in Sweden are manufactured in Europe.

Teva's headquarters in Sweden are located in Helsingborg, and Teva has a commercial office in Stockholm.

¹Refers to full-time-equivalent employees and may be less than total head count.

²MGA estimate based on IQVIA 2020 data.

NPS-SE-00039

Positively Impacting Sweden's Economy

As an employer and a manufacturer, Teva creates jobs and contributes to economic output in Sweden. Beyond direct expenditures, Teva's spending in Sweden initiates a series of income creation, spending, and re-spending that support other jobs and contribute to additional economic output.

Teva's economic impact in 2020 included supporting nearly 1,200 full-time jobs, contributing kr5 billion (\$539 million) to economic output, and generating kr970 million (\$105 million) in labor income (a measure of aggregate worker wages).³ See Table 1 for a breakdown of this impact.

Table 1. Teva's Macroeconomic Impact in Sweden in 2020

	Jobs	Labor Income (Millions)		Economic Output (Millions)	
		kr	\$	kr	\$
Teva's Direct Economic Activity	61	63	7	1,621	176
Economic Activity Supported by Teva	1,137	907	98	3,344	363
Total	1,197	970	105	4,965	539

Note: Totals may differ from sum of numbers due to rounding. Source: Economic impact estimates are derived from the IMPLAN macroeconomic model for Sweden supported by proprietary cost and expenditure data provided by Teva.

Driving Savings and Access with Generic Medicines

Generic drugs provide significant savings to Sweden's healthcare system. As the leading generic drug company in Sweden, Teva's generics saved the healthcare system an estimated kr1.8 billion (\$200 million) in 2020.³

Teva's generic medicines saved Sweden's healthcare system an estimated **kr1.8B (\$200M)** in 2020

³See the appendix to this report for the methodology used for this analysis.
NPS-SE-00039

Making a Positive Social Impact

Teva promotes health and increases access to treatment for patients, while cultivating a culture of compliance, ethics, and transparency. Teva supports communities in Sweden and their patients and caregivers through monetary and product donations, employee volunteering, programs, and partnerships.

Teva's Support for Patients and Healthcare Professionals

Teva's initiative Life Effects offers emotional support and practical advice to patients who live with chronic illness.

Teva runs an online portal for Swedish healthcare professionals, offering educational material, product information, and a news section.

Teva Gives Back

All Teva employees in Sweden are encouraged to volunteer for one hour a month during work hours. Teva Sweden sponsors a community project for children called "Handball for All," driven by the local handball club "OV Helsingborg." Teva employees also act as mentors/tutors in homework support groups for the kids.

During the COVID-19 pandemic, some Teva employees have spent their volunteer hours helping the elderly and others at high risk to buy groceries.

Teva/Mepha in Switzerland

With more than 200 employees¹ in Switzerland, Teva Pharmaceutical Industries Ltd. (hereinafter “Teva”), including all its subsidiaries, primarily acting through its subsidiary Mepha (together referred to herein as “Teva/Mepha”), has extensive operations that span all aspects of bringing medicines to market. Teva/Mepha is the leading generic drug company in Switzerland. Approximately two of every five generic prescriptions in Switzerland are filled with a Teva/Mepha product.²



Teva/Mepha's 2020 Impact in Switzerland



2 of 5
generic prescriptions
filled with a Teva/Mepha
medicine²



CHF181M (\$193M)
in estimated generic
savings attributable
to Teva/Mepha³



Teva/Mepha's economic activity:

CHF1.7B (\$1.8B)
in economic output³

200
employees
and more than

CHF261M (\$278M)
in labor income³

2,500
supported jobs³

Teva/Mepha's Presence in Switzerland

Mepha Switzerland, which is part of Teva, is headquartered in Basel, Switzerland. This unit is responsible for Swiss market development. More than 90 percent of Teva/Mepha products sold in the Swiss market are produced in Europe, and 12 percent are manufactured in Switzerland.

Teva/Mepha launched 16 products in Switzerland in 2020.

Teva Pharmaceuticals International GmbH (TPIG), which develops, manufactures, and sells pharmaceutical products globally, has its head office in Jona, Switzerland.

¹Refers to full-time-equivalent employees and may be less than total head count.

²MGA estimate based on IQVIA 2020 data.

³See the appendix to this report for the methodology used for this analysis.

Positively Impacting Switzerland's Economy

As an employer, Teva/Mepha creates jobs and contributes to economic output in Switzerland. Beyond direct expenditures, Teva/Mepha's spending in Switzerland initiates a series of income creation, spending, and re-spending that support other jobs and contribute to additional economic output.

Teva/Mepha's economic impact in 2020 included supporting more than 2,700 full-time jobs, contributing CHF1.7 billion (\$1.8 billion) to economic output, and generating CHF261 million (\$278 million) in labor income (a measure of aggregate worker wages).³ See Table 1 for a breakdown of this impact.

Table 1. Teva/Mepha's Macroeconomic Impact in Switzerland in 2020

	Jobs	Labor Income (Millions)		Economic Output (Millions)	
		CHF	\$	CHF	\$
Teva/Mepha's Direct Economic Activity	204	31	33	548	583
Economic Activity Supported by Teva/Mepha	2,544	230	245	1,122	1,195
Total	2,748	261	278	1,670	1,779

Note: Totals may differ from sum of numbers due to rounding. Source: Economic impact estimates are derived from the IMPLAN macroeconomic model for Switzerland supported by proprietary cost and expenditure data provided by Teva.

Driving Savings and Access with Generic Medicines

Generic drugs provide significant savings to Switzerland's healthcare system. As the leading generic drug company in Switzerland, Teva/Mepha's generics saved the healthcare system an estimated CHF181 million (\$193 million) in 2020.³

Teva/Mepha's generic medicines saved Switzerland's healthcare system an estimated **CHF181M (\$193M)** in 2020

³See the appendix to this report for the methodology used for this analysis.

Making a Positive Social Impact

Teva/Mepha promotes health and increases access to treatment for patients, while cultivating a culture of compliance, ethics, and transparency. Teva/Mepha supports communities in Switzerland and their patients and caregivers through monetary and product donations, programs, and partnerships.

Teva/Mepha's Support for Patients

Teva/Mepha runs patient support programs in Switzerland for those suffering from migraines and for patients with multiple sclerosis.

Teva/Mepha's Commitment to Research

Teva/Mepha participated in a Pan-European non-interventional study for its preventive migraine drug.

Teva/Mepha provided 1.5 million generic units for clinical trial usage in Switzerland.

Teva/Mepha Gives Back

In 2020, Teva/Mepha donated medicines to Swiss healthcare authorities to treat COVID-19 patients.

Teva/Mepha donated 1.3 million generic units to relief efforts, which were mostly used for the vulnerable population in Haiti.

Teva/Mepha's clinical trial supply department provided 1.25 million units of comparator drugs and co-medications to research-based pharmaceutical companies.

Teva/Mepha's Global Health Tendering department in Switzerland provided 184 million generic tablets to the United Nations and NGOs to fight tuberculosis globally and nearly half a million units of cancer and immunosuppressant medications.

Teva/Mepha provided help in 78 cases of national shortages in other countries without endangering the market supply in Switzerland.

Teva in the United Kingdom

With approximately 1,200 employees¹ in the United Kingdom (UK), Teva Pharmaceutical Industries Ltd. (hereinafter “Teva”), including all its subsidiaries, has extensive operations that span all aspects of bringing medicines to market. In addition to supplying a wide range of medicines to the UK’s National Health Service (NHS), Teva works with the NHS to improve the management of long-term conditions.

Teva is a leading generic drug company in the UK, with a strong presence in over-the-counter products. Approximately one of every five generic prescriptions in the UK is filled with a Teva product.²



Teva’s 2020 Impact in the UK³



1 of 5
generic prescriptions
filled with a Teva medicine



£3.4B (\$4.3B)
in estimated generic
savings attributable to Teva



Teva’s economic activity:

£10.1B (\$12.9B)
in economic output

£2B (\$2.6B)
in labor income

1,200
employees
and more than
41,000
supported jobs

Teva Facilities in the UK

Castleford, West Yorkshire—UK commercial headquarters and home to Teva’s high-tech logistics center, generics business teams, and operations teams that ensure medicines move quickly and efficiently through the supply chain

Runcorn, Cheshire—Manufacturing facility specializing in difficult-to-make medicines for markets around the world, and home to two research and development (R&D) centers

Harlow, Essex—Home to many of Teva’s specialist teams, including those covering European and global licensing for medicines and over-the-counter products

Larne, Northern Ireland—R&D facility working on branded and generic products

¹Refers to full-time-equivalent employees and may be less than total head count.

²MGA estimate based on IQVIA 2020 data.

³See the appendix to this report for the methodology used for this analysis.

Teva UK Limited. Head office: Ridings Point, Whistler Drive, Castleford, West Yorkshire, WF10 5HX | +44 (0) 1977 628 500. Harlow: Field House, Station Approach, Harlow, Essex, CM20 2FB | +44 (0) 20 7540 7000. Larne: Old Belfast Road, Millbrook, Larne, BT40 2SH | +44 (0) 28 286 7222. www.tevauk.com | general.enquiries@tevauk.com

In the UK, Teva has invested in:

- Highly automated biological technology to support the production of medicines and devices
- High-tech machinery capable of supporting future pipeline products, including biologics

Positively Impacting the UK Economy

As an employer and a manufacturer, Teva creates jobs and contributes to economic output in the UK. Beyond direct expenditures, Teva's spending in the UK initiates a series of income creation, spending, and re-spending that support other jobs and contribute to additional economic output.

Teva's economic impact in 2020 included supporting more than 42,000 full-time jobs, contributing £10.1 billion (\$12.9 billion) to economic output, and generating £2 billion (\$2.6 billion) in labor income (a measure of aggregate worker wages).³ See Table 1 for a breakdown of this impact.

Table 1. Teva's Macroeconomic Impact in the UK in 2020

	Jobs	Labor Income (Millions)		Economic Output (Millions)	
		£	\$	£	\$
Teva's Direct Economic Activity	1,218	48	62	3,037	3,894
Economic Activity Supported by Teva	41,198	1,950	2,500	7,014	8,992
Total	42,417	1,999	2,563	10,051	12,886

Note: Totals may differ from sum of numbers due to rounding. Source: Economic impact estimates are derived from the IMPLAN macroeconomic model for the UK supported by proprietary cost and expenditure data provided by Teva.

Driving Savings and Access with Generic Medicines

Generic drugs provide significant savings to the UK's healthcare system. As a leading generic drug company in the UK, Teva was responsible for an estimated £3.4 billion (\$4.3 billion) of these savings in 2020.³

Teva's generic medicines saved the UK healthcare system an estimated **£3.4B (\$4.3B)** in 2020

³See the appendix to this report for the methodology used for this analysis.

Making a Positive Social Impact

Teva promotes health and increases access to treatment for patients, while cultivating a culture of compliance, ethics, and transparency. Teva supports communities in the UK and their patients and caregivers through monetary and product donations, employee volunteering, programs, and partnerships.

Teva's Role in Education and Patient Support **Spotlight on Sudocrem®**

Neurologybytes is an online news and education platform, run by Teva, where healthcare professionals in the UK and Ireland can get bite-size content on the latest developments in neurology, with a particular focus on migraine and multiple sclerosis.

Let's Talk Respiratory is Teva's educational program of supportive materials, resources, and some of the latest news in respiratory diseases, including asthma and chronic obstructive pulmonary disease.

Life Effects™, developed in collaboration with patients, offers information, insight, and inspiration for people living with one or more chronic conditions. It allows chronically ill people to connect with one another for information, advice, and support.

Rain Free Days® is a support program for patients who have been prescribed Teva's injectable preventive migraine drug. Developed with input from patients and medical experts, the app allows people to track their condition and monitor any changes themselves.

Working collaboratively with a UK vendor, Teva redesigned the nonrecyclable packaging of one of its key over-the-counter products, the antiseptic healing cream Sudocrem®. The new outer packaging is 100 percent recyclable.

Teva provides sample packs of the cosmetic version of Sudocrem® to expectant and new mothers free-of-charge as part of national promotional packs.

During the COVID-19 pandemic, Teva donated more than 100,000 pots of Sudocrem® to frontline NHS workers to soothe soreness to their faces caused by wearing surgical masks all day.

NPS-GB-NP-00215

Date of preparation: May 2021

Teva UK Limited. **Head office:** Ridings Point, Whistler Drive, Castleford, West Yorkshire, WF10 5HX | +44 (0) 1977 628 500. **Harlow:** Field House, Station Approach, Harlow, Essex, CM20 2FB | +44 (0) 20 7540 7000. **Larne:** Old Belfast Road, Millbrook, Larne, BT40 2SH | +44 (0) 28 286 7222. www.tevauk.com | general.enquiries@tevauk.com

Teva in Chile

With nearly 800 employees¹ in Chile, Teva Pharmaceutical Industries Ltd. (hereinafter “Teva”), including all its subsidiaries, has extensive operations that span all aspects of bringing medicines to market. Teva is the leader in bioequivalence in Chile, with nearly 280 bioequivalent products ensuring quality and access to the latest technology. Teva is also the leading generic drug company in Chile. Approximately one of every two generic prescriptions in Chile is filled with a Teva product.²



Teva's 2020 Impact in Chile



1 of 2
generic prescriptions
filled with a Teva medicine



CLP\$928.1B (\$1.2B)
in estimated generic
savings attributable to Teva



Teva's economic activity:

CLP\$303.7B
(\$383M)
in economic output

CLP\$70.4B
(\$89M)
in labor income

800 employees
and more than
3,600
supported jobs

Teva's Presence in Chile

Teva has the largest manufacturing plant in Chile, with an annual capacity of up to 2.1 billion tablets. Teva is investing in expanding this facility, increasing its capacity by 20 percent.

Teva has nearly 700 registered generic, bioequivalent, and specialty medicines in Chile.

¹Refers to full-time-equivalent employees and may be less than total head count.

²MGA estimate based on IQVIA 2020 data, in the retail market.

Positively Impacting Chile's Economy

As an employer and a manufacturer, Teva creates jobs and contributes to economic output in Chile. Beyond direct expenditures, Teva's spending in Chile initiates a series of income creation, spending, and re-spending that support other jobs and contribute to additional economic output.

Teva's economic impact in 2020 included supporting more than 4,400 full-time jobs, contributing CLP\$303.7 billion (\$383 million) to economic output, and generating CLP\$70.4 billion (\$89 million) in labor income (a measure of aggregate worker wages).³ See Table 1 for a breakdown of this impact.

Table 1. Teva's Macroeconomic Impact in Chile in 2020

	Jobs	Labor Income (Millions)		Economic Output (Millions)	
		CLP\$	\$	CLP\$	\$
Teva's Direct Economic Activity	798	23,692	30	74,183	94
Economic Activity Supported by Teva	3,605	46,701	59	229,508	290
Total	4,403	70,393	89	303,691	383

Note: Totals may differ from sum of numbers due to rounding. Source: Economic impact estimates are derived from the IMPLAN macroeconomic model for Chile supported by proprietary cost and expenditure data provided by Teva.

Driving Savings and Access with Generic Medicines

Generic drugs provide significant savings to Chile's healthcare system. As the leading generic drug company in Chile, Teva's generics saved the healthcare system an estimated CLP\$928.1 billion (\$1.2 billion) in 2020.³

Teva's generic medicines saved Chile's healthcare system an estimated **CLP\$928.1B (\$1.2B)** in 2020

³See the appendix to this report for the methodology used for this analysis.

Making a Positive Social Impact

Teva promotes health and increases access to treatment for patients, while cultivating a culture of compliance, ethics, and transparency. Teva supports communities in Chile and their patients and caregivers through monetary donations, employee volunteering, programs, and partnerships.

Teva's Support for Patients

Since 2019, Teva has provided monetary awards through the Humanizing Health program to 10 nonprofit organizations to carry out health projects that contribute to improved quality of life for patients and caregivers in Chile.

Teva Gives Back

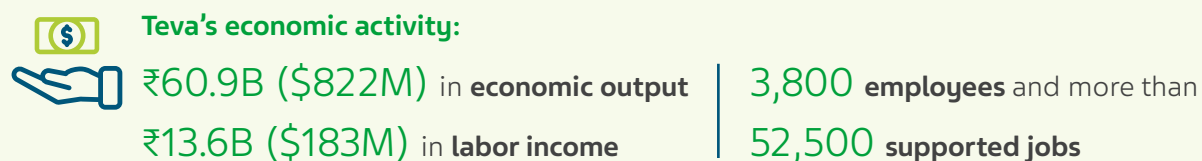
Teva employees in Chile have a strong and long-term commitment to Fundación Nuestros Hijos, an NGO that serves low-income children and young people living with cancer. Approximately 500 Teva employees donate monthly to the foundation through their payroll.

Teva in India

With more than 3,800 employees¹ in India, Teva Pharmaceutical Industries Ltd. (hereinafter “Teva”), including all its subsidiaries, has extensive operations that span all aspects of bringing medicines to market. Teva’s manufacturing sites in India, which are export oriented, produce 3.9 billion pharmaceutical dosages each year, covering 150 licensed generic and specialty medicines. Teva also manufactures 74 types of active pharmaceutical ingredients (APIs) in India and has performed more than 2,700 studies and more than 25,000 stability and analytical tests in the country.



Teva’s 2020 Impact in India



Teva’s Presence in India

Teva’s substantial presence in India includes:

- Three API manufacturing sites
- Two final dosage manufacturing sites
- Three bioequivalence study centers
- Two research and development (R&D) centers
- Two stability testing centers
- A global regulatory facility
- A global IT services center supporting 50 Teva commercial markets, 25 R&D labs, and 61 Teva plants

In 2020, Teva invested roughly ₹935 million (\$13 million) in fixed asset additions in India.

¹Refers to full-time-equivalent employees and may be less than total head count.

Positively Impacting India's Economy

As an employer and a manufacturer, Teva creates jobs and contributes to economic output in India. Beyond direct expenditures, Teva's spending in India initiates a series of income creation, spending, and re-spending that support other jobs and contribute to additional economic output.

Teva's economic impact in 2020 included supporting more than 56,000 full-time jobs, contributing ₹60.9 billion (\$822 million) to economic output, and generating ₹13.6 billion (\$183 million) in labor income (a measure of aggregate worker wages).² See Table 1 for a breakdown of this impact.

Table 1. Teva's Macroeconomic Impact in India in 2020

	Jobs	Labor Income (Millions)		Economic Output (Millions)	
		₹	\$	₹	\$
Teva's Direct Economic Activity	3,810	1,937	26	17,282	233
Economic Activity Supported by Teva	52,573	11,623	157	43,598	588
Total	56,383	13,560	183	60,879	822

Note: Totals may differ from sum of numbers due to rounding. Source: Economic impact estimates are derived from the IMPLAN macroeconomic model for India supported by proprietary cost and expenditure data provided by Teva.

Making a Positive Social Impact

Teva promotes health and increases access to treatment for patients, while cultivating a culture of compliance, ethics, and transparency. Teva supports communities in India and their patients and caregivers through monetary and product donations, employee volunteering, programs, and partnerships.

Teva Gives Back

Teva collaborated with the NGO HelpAge India to provide mobile health units in Gajraula, Malanpur, and Goa.

Teva partnered with UNITAR on non-communicable diseases (NCD) to combat cancer in India through the Defeat-NCD Partnership.

Teva has supported local governments during the COVID-19 pandemic by contributing ₹60 million (\$810,000) to the "disaster management authorities" of Uttar Pradesh, Maharashtra, Goa, and Karnataka. Teva also installed a center for asymptomatic COVID-19 patients and donated medical equipment and oxygen to various district government hospitals.

²See the appendix to this report for the methodology used for this analysis.

Teva in Israel

Teva Pharmaceutical Industries Ltd. (hereinafter “Teva”), including all its subsidiaries, has extensive operations that span all aspects of bringing medicines to market. Teva is headquartered in Israel, with 3,700 local direct employees¹. Teva is the leading provider of generic medicines in the country. Approximately one of every three generic prescriptions in Israel is filled with a Teva product.²



The company’s diverse and comprehensive portfolio in Israel includes over-the-counter, generic, and specialty drugs; infant formulas; and medical devices, from equipment for hospitals to peritoneal home dialysis. Teva also has a logistics company in Israel called SLE.

Teva’s 2020 Impact in Israel



1 of 3
generic prescriptions
filled with a Teva medicine



₪1.5B (\$434M)
in estimated generic
savings attributable to Teva



Teva’s economic activity:

₪15.4B (\$4.5B)
in economic output

₪4.1B (\$1.2B)
in labor income

3,700
employees
and nearly

18,000
supported jobs

Teva’s Presence in Israel

Teva’s global headquarters in Tel Aviv house Teva’s executive offices and all of Teva’s global support functions.

Teva Shoham Logistics Center is one of the largest logistics centers in the world for medicine and medical equipment storage and transportation. The center uses cutting-edge technologies, unique in Israel in the field of pharmaceuticals. The center provides around 1 million orders per year, a significant share of overall pharmaceutical product distribution.

Teva Tech is one of Teva’s most important active pharmaceutical ingredient (API) facilities around the world. More than 100 APIs are manufactured at this facility, including Copaxone®.

¹Refers to full-time-equivalent employees and may be less than total head count.

²Rotem Strategy, “Teva’s Economic Contribution to the State of Israel,” 2018.

Teva Kfar Saba is home to three Teva facilities:

1. A sterile manufacturing plant that produces 7 million sterile drug units per year and serves as a center of excellence for fill and finish for injectable medicines, biologics, and biosimilars.
2. A solid manufacturing plant that produces 2.5 billion tablets annually and is a center of excellence for tablets, capsules, and extended release manufacturing.
3. An R&D center of excellence that develops solid oral dose, injectable, and nasal generic products.

Teva Abic, a facility located in Netanya, focuses on R&D of innovative drugs as well as biosimilars and APIs. The facility includes various labs in the fields of biology and chemistry.

Teva is also a partner in Sanara Ventures, an Israel-based healthcare-focused accelerator and incubator for digital health and medical devices start-ups, along with Philips Healthcare and Israel Innovation Authority.

Positively Impacting Israel's Economy

As an employer and a manufacturer, Teva creates jobs and contributes to economic output in Israel. Beyond direct expenditures, Teva's spending in Israel initiates a series of income creation, spending, and re-spending that support other jobs and contribute to additional economic output.

Teva's economic impact in 2020 included supporting nearly 21,500 full-time jobs, contributing ₪15.4 billion (\$4.5 billion) to economic output, and generating ₪4.1 billion (\$1.2 billion) in labor income (a measure of aggregate worker wages).³ See Table 1 for a breakdown of this impact.



Teva exports
200+ products to
54 different markets



In Israel,
women make up
54%
of Teva management
and
38%
of senior management

Table 1. Teva's Macroeconomic Impact in Israel in 2020

	Jobs	Labor Income (Millions)		Economic Output (Millions)	
		₪	\$	₪	\$
Teva's Direct Economic Activity	3,701	1,043	303	4,148	1,205
Economic Activity Supported by Teva	17,755	3,028	880	11,282	3,277
Total	21,456	4,071	1,183	15,430	4,482

Note: Totals may differ from sum of numbers due to rounding. Source: Economic impact estimates are derived from the IMPLAN macroeconomic model for Israel supported by proprietary cost and expenditure data provided by Teva.

³See the appendix to this report for the methodology used for this analysis.

Driving Savings and Access with Generic Medicines

Generic drugs provide significant savings to Israel's healthcare system. As the leading generic drug company in Israel, Teva's generics saved the healthcare system an estimated ₪1.5 billion (\$434 million) in 2020.³

Teva's generic medicines saved Israel's healthcare system an estimated **₪1.5B (\$434M)** in 2020

Making a Positive Social Impact

Teva promotes health and increases access to treatment for patients, while cultivating a culture of compliance, ethics, and transparency. Teva supports communities in Israel and their patients and caregivers through monetary and product donations, employee volunteering, programs, and partnerships.

Teva's Support for Caregivers

In addition to its support for patients and healthcare providers in Israel, Teva has several initiatives to help caregivers provide care to their families and loved ones, including:

- A "Caregiver-Friendly Pharmacy" program that addresses patients' and caregivers' unmet informational and resource needs
- A caregivers-oriented pharmacists course at Ben-Gurion University
- A rich content hub for caregivers on Teva Israel's website and a "Caring for the Caregivers" community on Facebook
- A telephone support system for caregivers, available 24/7
- Support for Teva employees who are themselves caregivers

Teva's Commitment to Research and Development

In 2020, Teva announced the renewal of its long-term partnership with Israeli academia at a large symposium celebrating the start of more than 25 collaborations with researchers in leading academic labs in Israel. The primary purpose of these collaborations is to find new therapeutic targets, new molecules, and new technologies to accelerate drug discovery and development, particularly in oncology, autoimmune diseases, central nervous system diseases, and technologies for protein and antibody engineering.

In 2020, Teva launched the first class of a new forum for excellent Israeli PhD and post-doctoral students who are interested in translational life sciences and entrepreneurship in biosciences. The forum included 28 top students from Tel Aviv University, Technion, and Hebrew University. The students were awarded a one-year scholarship to support their studies and received mentorship and training from Teva experts. At the end of the year, they competed with each other in the Bio-Mix 2020 competition on ideas to address unmet needs in life sciences. Distinguished judges from Teva and Israel's bioecosystem evaluated the projects and selected, with the audience, the top three winners.

³See the appendix to this report for the methodology used for this analysis.

For six years, Teva has helped offer at various universities in Israel a unique course for drug discovery and development co-taught by experts from Teva's R&D team. In 2020, the course was offered virtually for Weizmann Institute of Science, Technion, and Hebrew University students because of the COVID-19 pandemic. This allowed more students to participate—200 in all—and inspired Teva to continue with the virtual format going forward.

In 2020, Teva participated in a joint initiative to provide a unique entrepreneurship program to 200 youths ages 12–15 who are children of medical staff from 10 different Israeli hospitals. Participants developed start-ups in the fields of biotech, pharma, and medicine.

Teva's Role During the COVID-19 Pandemic and Vaccine Rollout

Teva's logistics company, SLE, made significant contributions in Israel during the COVID-19 pandemic. During the lockdown periods, SLE played a pivotal role in maintaining a continuous supply of medicines to the market. At the end of 2020, SLE was selected at the Ministry of Health public tender to exclusively distribute the Pfizer COVID-19 vaccine in Israel via two of Teva's sites in Israel (the Teva Shoham Logistics Center and Teva Kfar Saba).

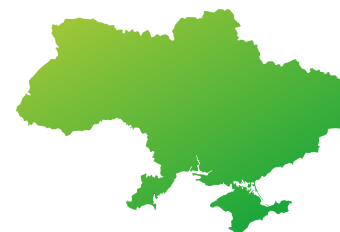
SLE's long-established specialization in logistics for pharmaceuticals was key in handling and distributing the vaccines, especially the Pfizer vaccine, which needed to be kept in extreme temperatures. SLE covered all logistical aspects of this complex operation—from mass distribution to the transportation of vaccines to small villages—and played a vital role in helping Israel lead the world in rapidly vaccinating most of its population and returning to routine.



SLE played a vital role
in helping Israel lead
the world in rapidly
vaccinating most of its
population and
returning to routine

Teva in Ukraine

With more than 300 employees¹ in Ukraine, Teva Pharmaceutical Industries Ltd. (hereinafter “Teva”), including all its subsidiaries, has extensive operations that span all aspects of bringing medicines to market. Teva is a leading generic company in Ukraine. Approximately one of every 15 generic prescriptions in Ukraine is filled with a Teva product.²



Teva's 2020 Impact in Ukraine



1 of 15
generic prescriptions
filled with a Teva medicine



€2.7B (\$101M)
in estimated generic
savings attributable to Teva



Teva's economic activity:

€13.9B (\$517M)
in economic output

€1.8B (\$67M)
in labor income

300
employees
and more than

2,000
supported jobs

Teva's Presence in Ukraine

In Ukraine, Teva has a head office and warehouse in Kyiv. Teva has been present in the country since 1997.

In 2020, Teva was the top international pharmaceutical company in Ukraine, importing and selling more than 30 million packs of medicine in the country.³

¹Refers to full-time-equivalent employees and may be less than total head count.

²MGA estimate based on IQVIA 2020 data.

³Proxima Research data for 2020.

Positively Impacting Ukraine's Economy

As an employer and importer, Teva creates jobs and contributes to economic output in Ukraine. Beyond direct expenditures, Teva's spending in Ukraine initiates a series of income creation, spending, and re-spending that support other jobs and contribute to additional economic output.

Teva's economic impact in 2020 included supporting more than 2,300 full-time jobs, contributing €13.9 billion (\$517 million) to economic output, and generating €1.8 billion (\$67 million) in labor income (a measure of aggregate worker wages).⁴ See Table 1 for a breakdown of this impact.

Table 1. Teva's Macroeconomic Impact in Ukraine in 2020

	Jobs	Labor Income (Millions)		Economic Output (Millions)	
		€	\$	€	\$
Teva's Direct Economic Activity	338	210	8	3,570	132
Economic Activity Supported by Teva	2,014	1,588	59	10,354	384
Total	2,352	1,799	67	13,924	517

Note: Totals may differ from sum of numbers due to rounding. Source: Economic impact estimates are derived from a macroeconomic model for Ukraine supported by proprietary cost and expenditure data provided by Teva.

Driving Savings and Access with Generic Medicines

Generic drugs provide significant savings to Ukraine's healthcare system. As a leading generic drug company in Ukraine, Teva's generics saved the healthcare system an estimated €2.7 billion (\$101 million) in 2020.⁴

Teva's generic medicines saved Ukraine's healthcare system an estimated **€2.7B (\$101M)** in 2020

⁴See the appendix to this report for the methodology used for this analysis.

Making a Positive Social Impact

Teva promotes health and increases access to treatment for patients, while cultivating a culture of compliance, ethics, and transparency.

Teva Gives Back

Teva has been a leader of a state reimbursement program, “Affordable Medicines,” since it was launched in 2017. In 2020, patients in Ukraine received more than 7.5 million packs of Teva medicines for free or with a copayment within the framework of the program. Teva products fill 14 percent of prescriptions in the program.³

³Proxima Research data for 2020.

Teva Economic Impact Report Methodology

To conduct the independent analysis of Teva's macroeconomic impact and generic drug savings presented in the Teva Economic Impact Report, Matrix Global Advisors (MGA) used the following methodologies.

1. Macroeconomic Impact Analysis

In the countries in which Teva operates, Teva's local expenditures—whether employee wages, payments to suppliers, or other purchases—result in additional economic activity and support jobs and labor income beyond the direct economic impact of Teva in a market. To estimate these impacts, MGA used country-specific input-output models, built by IMPLAN and populated with expenditure data provided by Teva.

Input-output models, which are widely used across government, academia, nonprofit, and corporate settings, draw on publicly available historical economic data to mimic the relationships between and among firms and industries in an economy. These models can estimate the broader employment, economic output, and labor income that a company's expenditures support in a country or region. IMPLAN is a leading provider of input-output models. For this analysis, Teva payroll and domestic operating expenses for 2020 served as inputs to the IMPLAN model for each country. Because no IMPLAN model is available for Ukraine, MGA used an alternative proprietary input-output model. In the report, Teva employees refer to full-time-equivalent employees unless noted otherwise.

2. Generic Drug Savings Analysis

To estimate Teva's contribution to generic drug savings, MGA used one methodology for 12 of the countries analyzed. For the United States and Israel, MGA used a separate methodology. All three methodologies are described below.

Primary Generic Savings Methodology

For 12 countries (Bulgaria, Canada, Chile, France, Germany, the Netherlands, Poland, Spain, Sweden, Switzerland, Ukraine, and the United Kingdom), MGA calculated national generic drug savings using 2020 IQVIA data on the oral solids prescription drug market in each country. These data excluded biologics, vaccines, over-the-counter medicines, products with unknown protection status, and all non-oral solid formulations.

Generic drug savings are equivalent to what would have been spent in the absence of generics, assuming no change in brand drug prices. Savings are calculated as the average brand price per unit multiplied by total generic units, minus total generic sales. IQVIA sales and unit volume data were available in four categories: branded, generic, IP protected, and non-protected. To determine the average brand price for multisource products, MGA divided total sales for non-protected brand drugs by the number of non-protected brand units. MGA multiplied this average price by the total number of generic units before subtracting actual total generic sales to arrive at a national generic savings estimate.

To calculate Teva's share of generic savings, MGA multiplied these national savings estimates by Teva's 2020 generic market share by volume in each country. Teva's generic market share was derived from IQVIA.

Israel Generic Savings Methodology

MGA's estimate of Teva's generic savings in Israel in 2020 is based on a 2018 analysis conducted by the Israeli firm Rotem Strategy (the most recent analysis available).¹ To arrive at Teva's generic savings for 2020, MGA adjusted the Rotem Strategy estimate by the growth in Teva's generic sales in Israel from 2018 to 2020.

US Generic Savings Methodology

2020 and 10-Year Savings. MGA's estimate of Teva's generic savings in the United States in 2020 is based on the national generic savings estimate calculated by IQVIA for the Association for Accessible Medicines.² Because an estimate of US generic savings for 2020 is not yet available, MGA forecast national generic savings for 2020 based on the trend in generic savings of the previous decade. To calculate Teva's share of these savings, MGA multiplied this savings estimate by Teva's 2020 US generic market share by volume, derived from IQVIA. For the 10-year generic savings estimate, MGA multiplied each year's US generic drug savings from the Association for Accessible Medicines by Teva's US generic market share by volume in that year.

Savings by Payer. To break down Teva's US generic savings by payer, MGA used data on prescription drug spending from the National Health Expenditure Accounts.³ MGA's analysis assumes that generic savings accrue to different payers in the same proportion that payers bear prescription drug spending.

Savings by State and Payer. To break down Teva's US generic savings by state and category, MGA used Kaiser Family Foundation pharmacy prescription data, which originates from IQVIA.⁴ MGA assumes that Teva's share of generic sales is constant across states. It should be noted that "cash" refers to cash payments and does not include copays. Therefore, it is not comparable to "out-of-pocket" savings in the national analysis of generic savings by payer. Patient copays are included in each payer category. For example, the commercial plan drug spending in a state reflects both payments by the plans and copays by the patient.

¹ Rotem Strategy, "Teva's Economic Contribution to the State of Israel," 2018.

² Association for Accessible Medicines, *2020 Generic Drug and Biosimilars Access and Savings in the U.S. Report*, September 2020.

³ Centers for Medicare & Medicaid Services, Office of the Actuary, National Health Statistics Group, "Table 19: National Health Expenditures by Type of Expenditure and Program: Calendar Year 2019."

⁴ Kaiser Family Foundation, "State Health Facts: Retail Sales for Prescription Drugs Filled at Pharmacies by Payer," 2019.